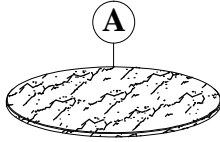


TULIP DINING TABLE ASSEMBLY INSTRUCTIONS

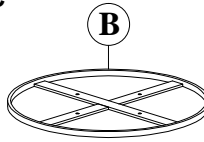


PARTS / PACKAGING CONFIGURATION

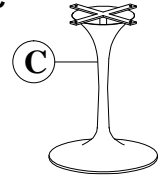
BOX #1
A. TABLE TOP 1PC



BOX #2
B. ATTACHMENT
RING 1PC



BOX #3
C. TABLE BASE 1PC



HARDWARE PACKED IN BOX #3

TULIP DINING TABLE FULLY ASSEMBLED

No	Description	Photo	Quantity
1	ALLEN BOLT (M8x30)		4 PCS
2	SPRING WASHER (M8)		4 PCS
3	FLAT WASHER (M8)		4 PCS
4	ALLEN KEY		1 PC



STEP 1

