



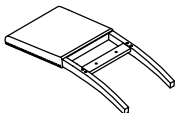

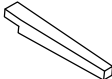
ASSEMBLY INSTRUCTIONS

ITEM 305-S178-154 UPH BACK SIDE CHAIR








Thank you for purchasing this quality product. Be sure to check all packing material carefully for small hardware which may have come loose inside the carton during shipment. Identify and count all hardware and compare with the hardware list below.

When placing furniture on non-carpeted flooring, HMI recommends the use of floor protection such as an area rug or furniture pads. Area rugs and padding not included with purchase.

PARTS LIST

No.	Description	Sketch	Quantity
1	Chair Back Frame		1
2	Seat cushion		1
3	Front Legs		2

HARDWARE LIST

No.	Description	Sketch	Side	Quantity
A	Allen Bolt		ø5/16" * 3"	4
B	Allen Bolt		ø5/16" * 1-5/8"	2
C	Nut		ø5/16"	4
D	Lock washer		ø5/16"	10
E	Flat washer		ø5/16" * 19 * 2mm	10
F	Allen key		ø5/16"	1
G	Open Wrench		ø5/16"	1

ASSEMBLY INSTRUCTIONS

ITEM 305-S178-154

UPH BACK SIDE CHAIR

