



# LIVING SPACES

## ASSEMBLY INSTRUCTIONS

ITEM 305-P212140


ITEM 305-P213140

## NIGHTSTAND

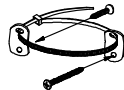
Thank you for purchasing this quality product. Be sure to check all packing material carefully for small hardware which may have come loose inside the carton during shipment. Identify and count all hardware and compare with the hardware list below.

When placing furniture on non-carpeted flooring, HMI recommends the use of floor protection such as an area rug or furniture pads. Area rugs and padding not included with purchase.

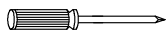
### PARTS LIST

No.	Description	Sketch	Quantity
1	Nightstand		1

### HARDWARE LIST

No.	Description	Sketch	Quantity
A	Furniture Tipping Restraint		1

### TOOLS REQUIRED (NOT PROVIDED)



PHILLIPS HEAD SCREWDRIVER

