
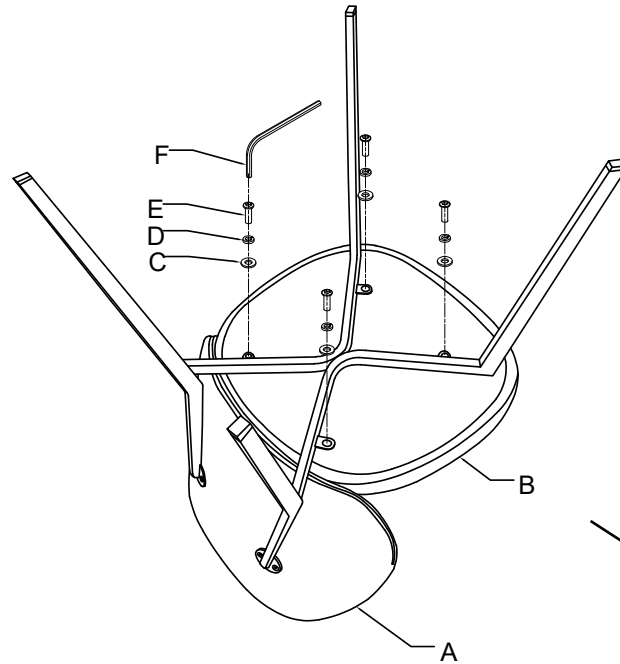


Assembly Instructions

MARKUS Side Chair

PLEASE NOTE: Check that you have received all components and hardware before assembling. If you are missing any parts, contact your retailer.



A (1 pc)



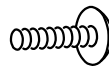
B (1 pc)



C (4 pcs)
M6




D (4 pcs)
M6



E (4 pcs)
M6x20



F (1 pc)



During assembly, hand tighten screws only. When the screws are in place, tighten completely.