




MARTIN®

FURNITURE

SET-UP INSTRUCTIONS FOR ITEM

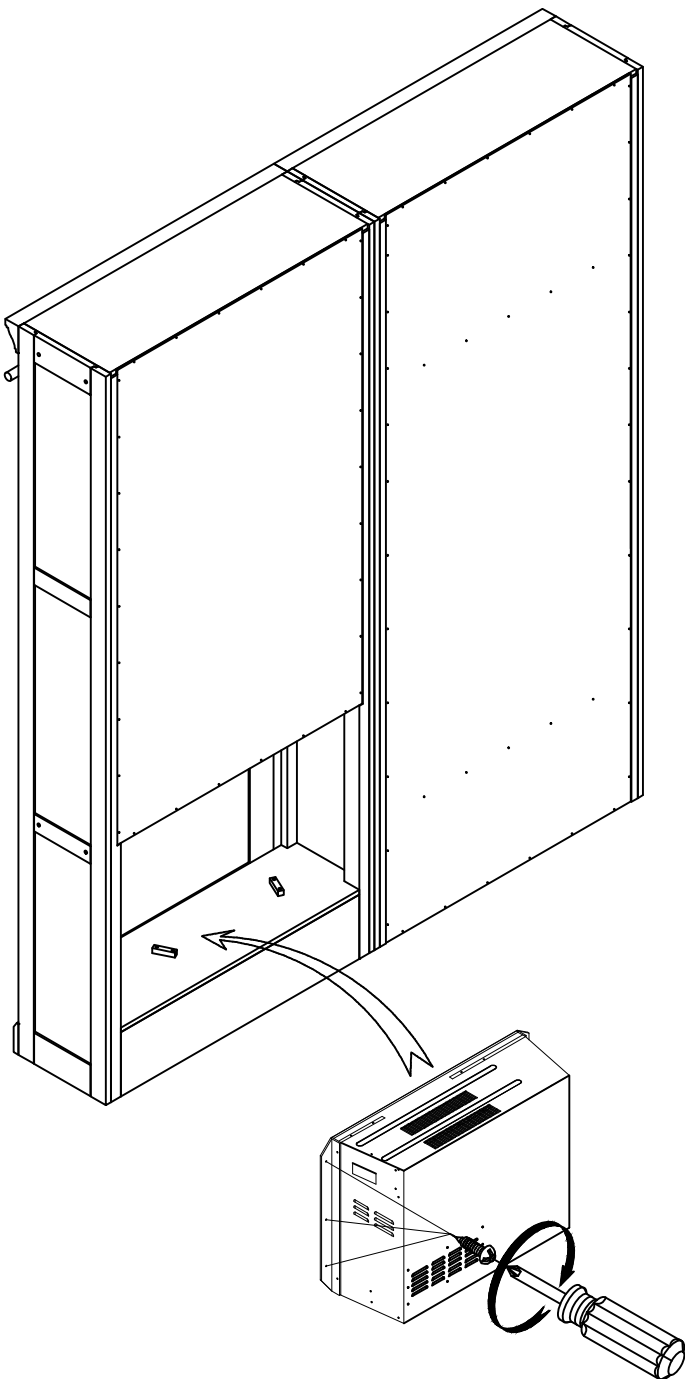
IMTE4094-FP FIREPLACE BOOKCASE

info@martinfurniture.com

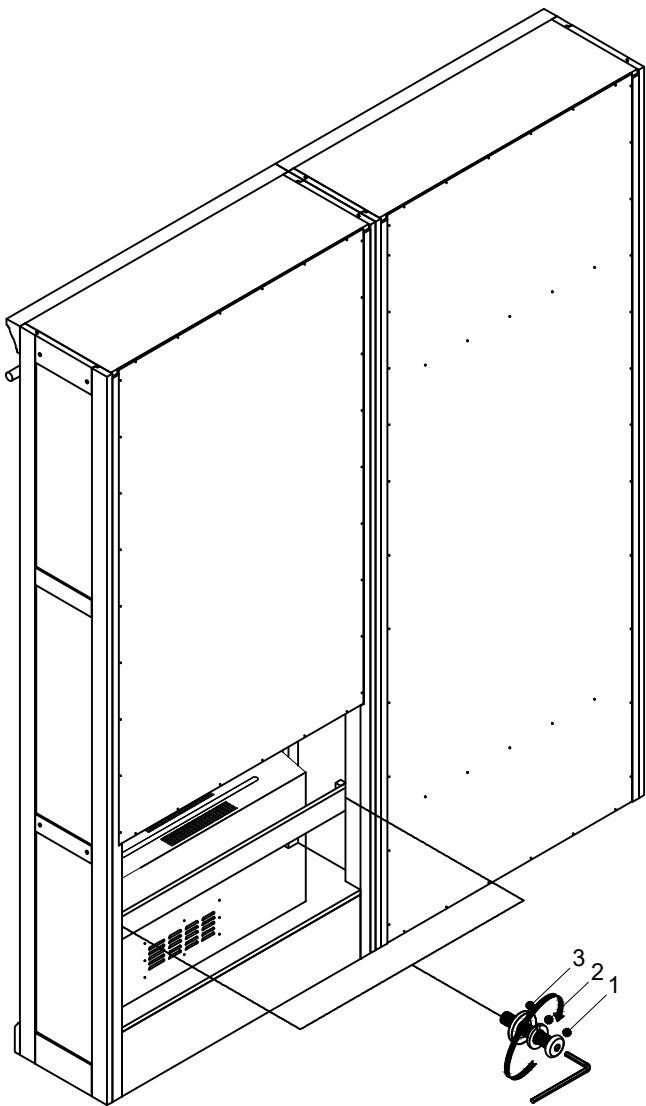
Nº:	Parts List		Q'TY
1		Bolt (5/16*32mm)	2 PCS
2		Spring washer	2 PCS
3		Flat washer	2 PCS

Caution: Please read all instructions before assembly and check the carton for any parts that may have come loose during shipment. It is recommended to use two or more people during the assembly process.

STEP 3



STEP 4



WARRANTY PROTECTION

Please register your product at [MartinFurniture.com](https://www.martinfurniture.com). You'll find the warranty link on the bottom of the Home Page

CARING FOR YOUR FURNITURE

- Use a soft, clean cloth that will not scratch the surface when dusting.
- Use of furniture polishes are not necessary. Should you choose to use polishes, test in an inconspicuous area first.
- Using solvents of any kind on your furniture may damage your furniture finish.
- Never use water to clean your furniture as it may cause damage to the finish.
- Always use coasters under beverage glasses and flowerpots.
- Liquid spills should be removed immediately. Use a soft, clean cloth, blot the spill gently. Avoid rubbing.
- Direct sunlight may damage wood finishes.
- Extreme temperature and humidity changes can cause warping, shrinking and splitting of wood furniture. It is best to keep furniture in a climate controlled environment.
- Always use protective pads under hot dishes and plates. Heat can cause chemical changes that may create spotting within the furniture finish.
- In the event that your furniture is stained or otherwise damaged during use, we recommend that you call a professional to repair your furniture.