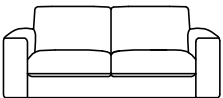


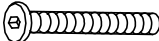




ASSEMBLY INSTRUCTION

ITEM NO: 9288GY-3 SOFA

LEGS AND HARDWARE ARE STORED IN THE BOTTOM OF THE SEAT, PLEASE TAKE OUT FOR ASSEMBLY.

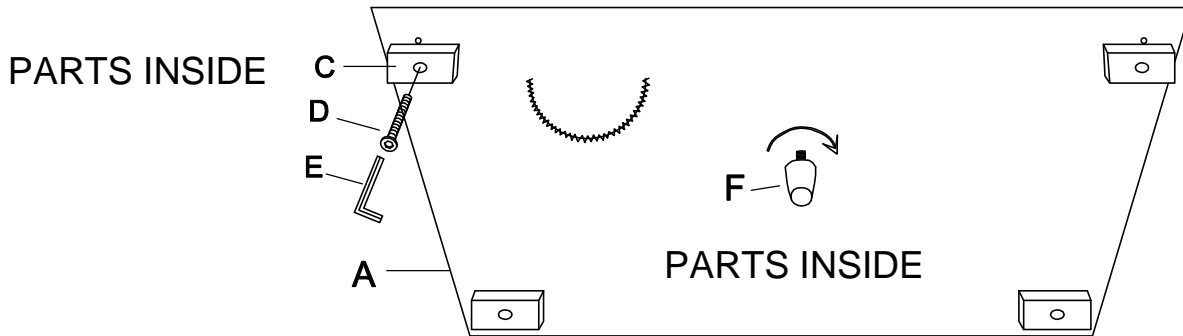
NO.	PARTS LIST	QTY	DESCRIPTION
A		1	SOFA
B		2	PILLOW

NO.	HARDWARE LIST	QTY	DESCRIPTION
C	 160*100*50mm	4	WOODEN LEGS
D	 M8*60mm	4	BOLTS
E	 M5*100*38mm	1	ALLEN KEY
F	 50mmH	1	PLASTIC MID FEET

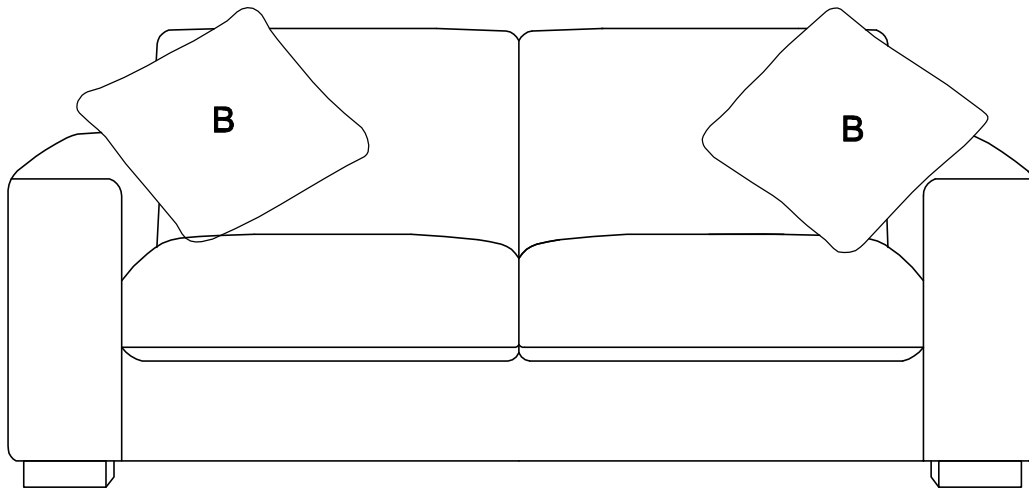
ASSEMBLY INSTRUCTION

ITEM NO: 9288GY-3 SOFA

STEP # 1



STEP # 2



CARE INSTRUCTION FOR FABRIC FURNITURE

In order to maintain the original appearance of your fabric furniture, please follow below simple care procedures.

°Avoid exposing furniture directly to sunlight or heating and air conditioning outlets. Exposure to sunlight or heating and air conditioning outlets will fade/damage fabric.

°Wipe gently with a damp soft cloth to remove dust, dirt and any grime build up.