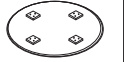
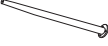






# Assembly Instructions

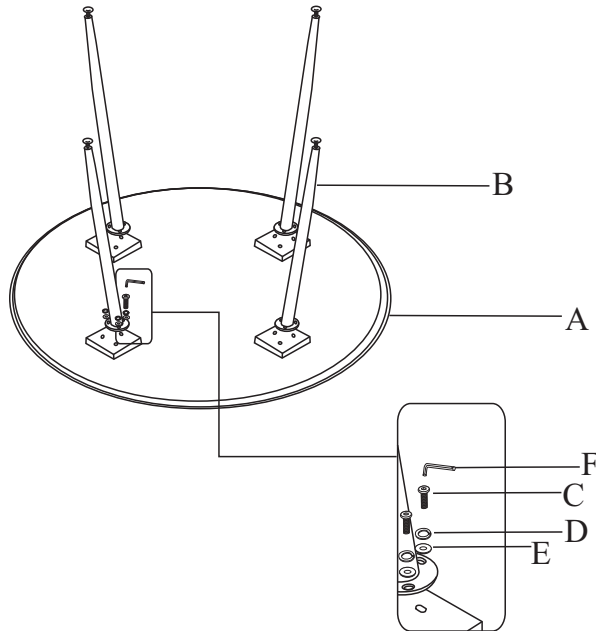
Do not tighten screws until completely assembled  
 No apretar los tornillos hasta armar completamente

## PARTS LIST/LISTA DE PARTES

NO.	DESCRIPTION	QTY
A	TABLE TOP 	1PC/PIEZA
B	TABLE LEGS 	4PCS/PIEZA

NO.	DESCRIPTION	QTY
C	Bolt 	12PCS/PIEZA
D	Spring Washer 	12PCS/PIEZA
E	Flat washer 	12PCS/PIEZA
F	Allen Wrench 	1PC/PIEZA

### STEP 1 PASO 1



### STEP 2 PASO 2

