



MARTIN®

FURNITURE

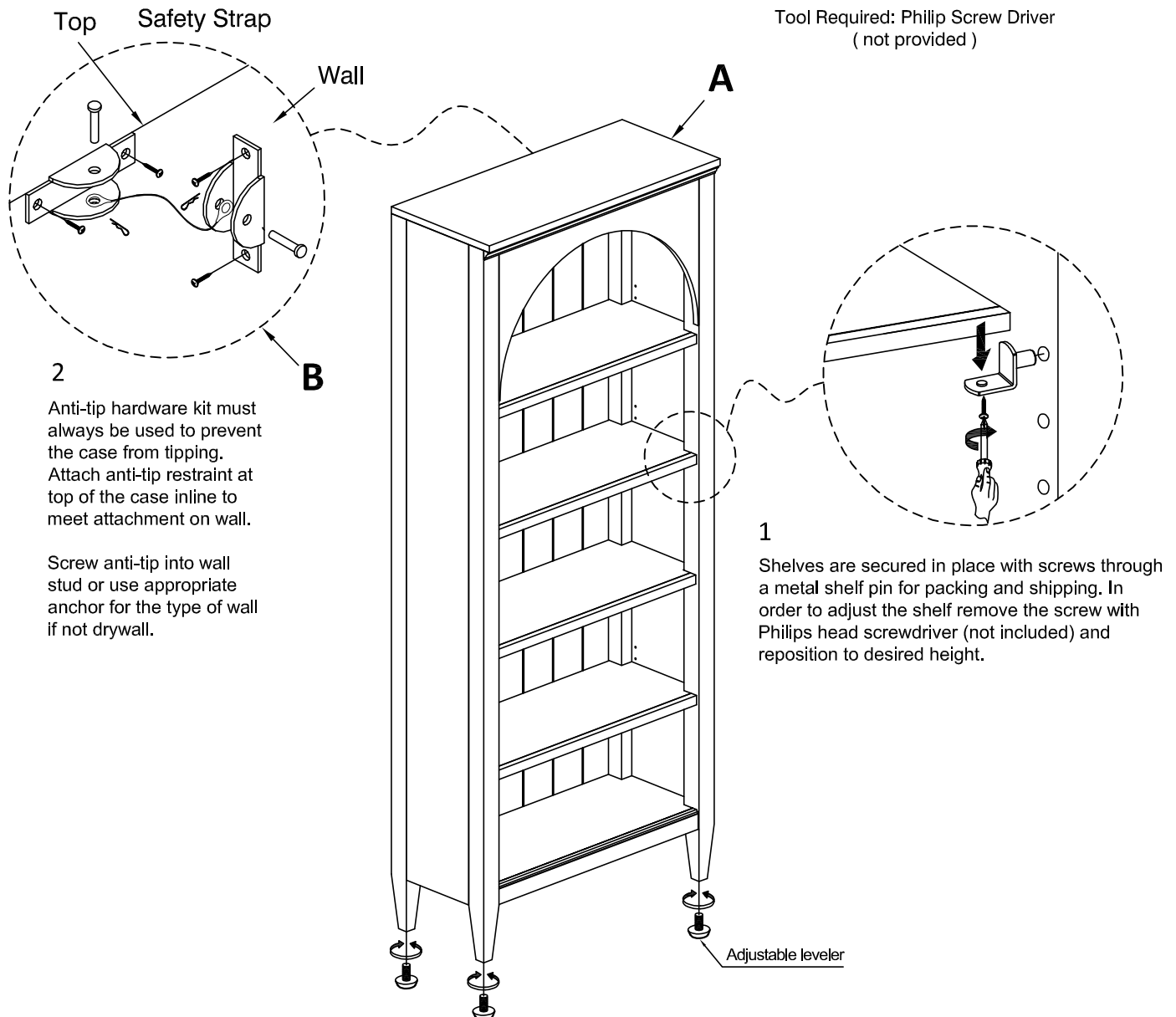
SET-UP INSTRUCTIONS FOR ITEM IMLR3278 OPEN BOOKCASE

info@martinfurniture.com

NO:	Part List	Q'TY
A	 Bookcase	1 PC

NO:	Hardware List	Q'TY
B	 Furniture Tipping Restraint	1 PC

Caution: Please read all instructions before assembly and check the carton for any parts that may have come loose during shipment.
It is recommended to **use two or more people during the assembly process.**



CARING FOR YOUR FURNITURE

- Use a soft, clean cloth that will not scratch the surface when dusting.
- Use of furniture polishes are not necessary. Should you choose to use polishes, test in an inconspicuous area first.
- Using solvents of any kind on your furniture may damage your furniture finish.
- Never use water to clean your furniture as it may cause damage to the finish.
- Always use coasters under beverage glasses and flowerpots.
- Liquid spills should be removed immediately. Use a soft, clean cloth, blot the spill gently. Avoid rubbing.
- Direct sunlight may damage wood finishes.
- Extreme temperature and humidity changes can cause warping, shrinking and splitting of wood furniture. It is best to keep furniture in a climate controlled environment.
- Always use protective pads under hot dishes and plates. Heat can cause chemical changes that may create spotting within the furniture finish.
- In the event that your furniture is stained or otherwise damaged during use, we recommend that you call a professional to repair your furniture.