

ASSEMBLY INSTRUCTIONS


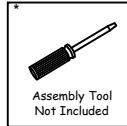
ITEM NO : B3300-1
VEDA DRESSER

BOX OF DRESSER

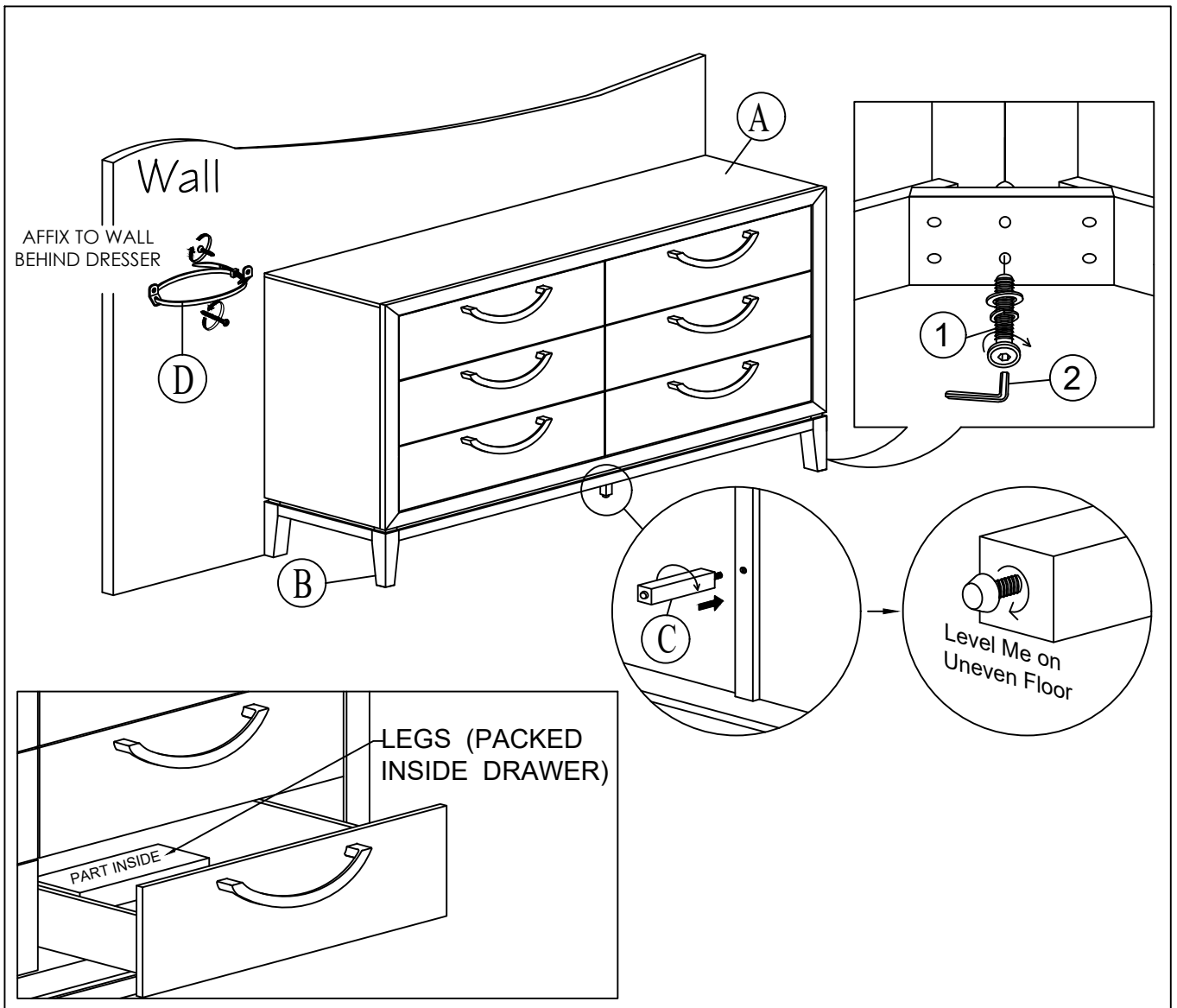
ITEM	DRAWING	DESCRIPTION	QTY
A		DRESSER	1
B		LEG (Packed inside drawer)	4
C		SUPPORT LEG	1
D		TIPPING RESTRAINT (Affix to wall behind Dresser) * Located in the Dresser 1st Drawer	1

BOX OF DRESSER HARDWARE LIST

ITEM	DRAWING	DESCRIPTION	QTY
1		JCBC BOLT WITH SPRING WASHER AND FLAT WASHER (M6 x 60mm)	8
2		ALLEN KEY (M4)	1



COMPLETED DRESSER ASSEMBLY



THE HARDWARE IS LOCATED IN THE PACKING ITEMS

THE ANTI TIPPING HARDWARE IS LOCATED IN THE DRESSER 1st RIGHT SIDE FRONT DRAWER

NOTE : MUST TIGHTEN SCREWS PERIODICALLY. WITH USE SCREWS MAY BECOME LOOSE.
CHECK TIGHTNESS OF ALL SCREWS EVERY 6-8 WEEKS.

CLEANING INSTRUCTION

After assembled, clean & polish the completed parts if necessary with soft cloth and industrial recognized furniture polish



MADE IN MALAYSIA