



LIVING SPACES

Vendor Information

Vendor Name: LSMX1
Vendor Code: V-005852









Living Space Information

LS SKU: 328008
LS product Name: KIT-KENAI PEARL 5PC SECTIONAL W/RAF CHAISE
Vendor Model #: 1976-5PCLAFCHCORARMCHRAFC-KE-PEA
Vendor Collection:KENAI

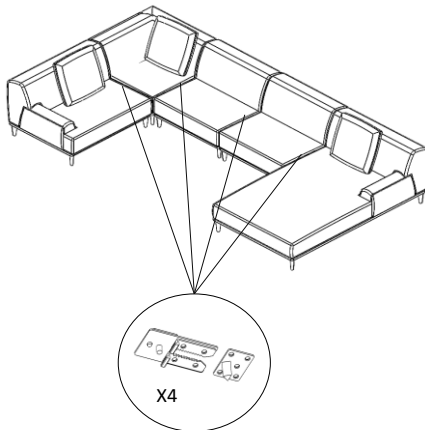
CODE	PART #	DESCRIPTION	SHIPS IN 48 HRS	QUANTITY	PRICING	NOTES
A	LEGMETKE	METAL LEG KENAI CHAIR BLK	YES	20		
B	SCW14114	1/4-20X1-1/4 SOCKET HEAD	YES	60		
C	ALLEN532	KEY ALLEN 5/32	YES	1		
D	SCREW112	6 x 1 1/2 PHIL BUGLE D/W BACK	YES	40		



LIVING SPACES

A	LEGMETKE	 x20
B	SCW14114	 x60
C	ALLEN532	 x1
D	SCREW112	 x40
1	LAF CHAIR KENAI	 x1
2	CORNER KENAI	 x1
3	ARMLESS CHAIR KENAI	 x2
4	RAF CHAISE KENAI	 x1

KIT-KENAI PEARL 5PC SECTIONAL W/RAF CHAISE



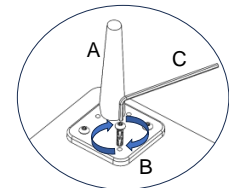
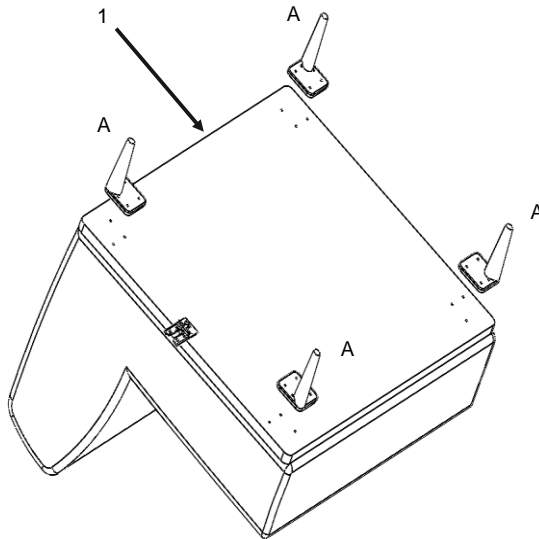
LAF CHAIR KENAI ALLIGATOR CLIP

CORNER KENAI ALLIGATOR CLIPS (1 SET)

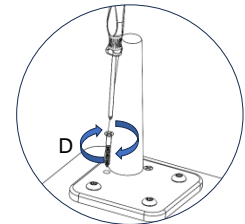
ARMLESS CHAIR KENAI ALLIGATOR CLIPS (2 SET)

STEP 1: PLACE LEGS

LAF CHAIR KENAI



USE THE ALLEN WRENCH TO SCREW

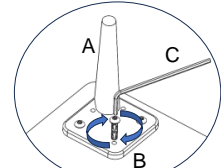
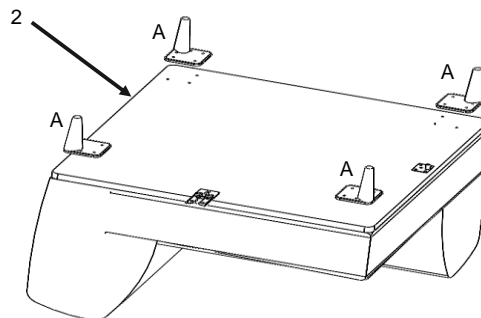


USE A SCREWDRIVER TO ATTACH THE LEGS

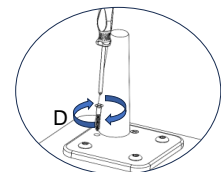
*REMOVE PILLOW

STEP 2: PLACE LEGS

CORNER KENAI



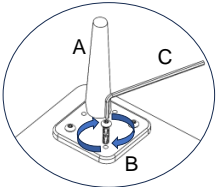
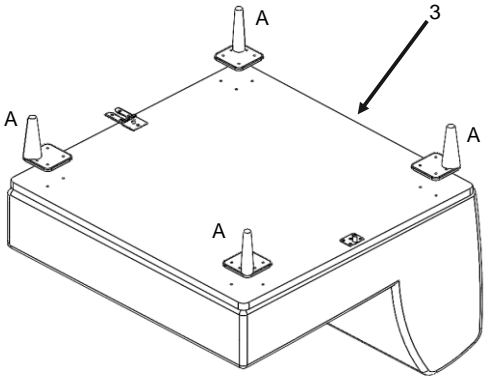
USE THE ALLEN WRENCH TO SCREW



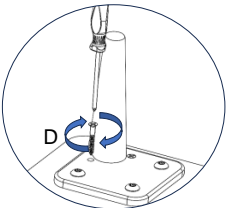
*REMOVE PILLOW

STEP 3: PLACE LEGS

ARMLESS CHAIR KENAI X2



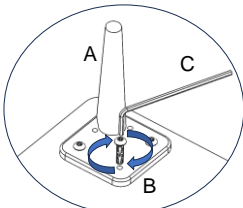
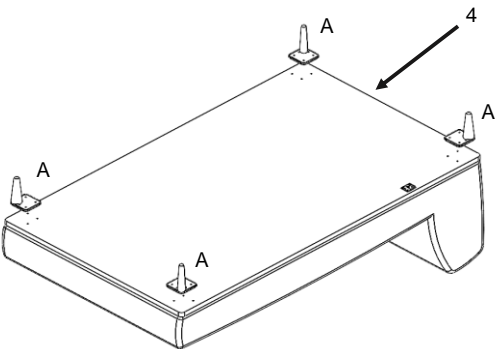
USE THE ALLEN
WRENCH TO SCREW



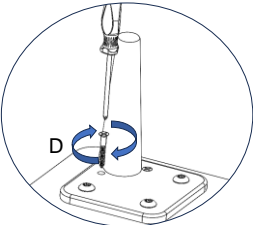
USE A SCREWDRIVER
TO ATTACH THE LEGS

STEP 4: PLACE LEGS

RAF CHAISE KENAI



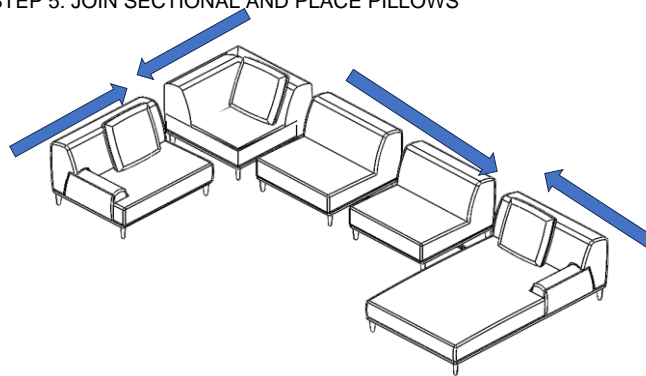
USE THE ALLEN
WRENCH TO SCREW



USE A SCREWDRIVER
TO ATTACH THE LEGS

*REMOVE PILLOW

STEP 5: JOIN SECTIONAL AND PLACE PILLOWS



KIT-KENAI PEARL 5PC SECTIONAL W/RAF CHAISE

