




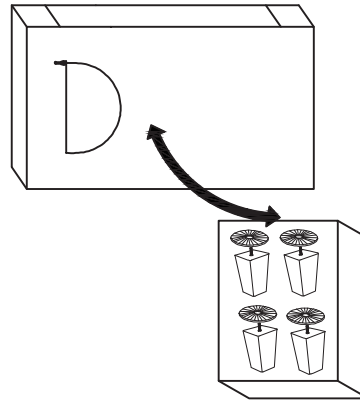


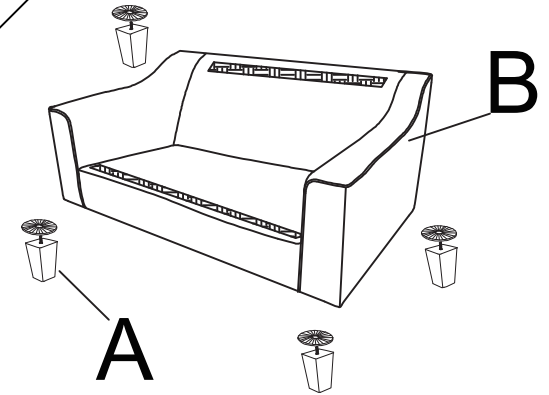
PARTS LIST

No.	DESCRIPTION	IMAGE	Q'TY
A	LEG		4
B	LOVESEAT SEAT		1
C	SEAT CUSHION		2
D	BACK CUSHION		2
E	PILLOW		2

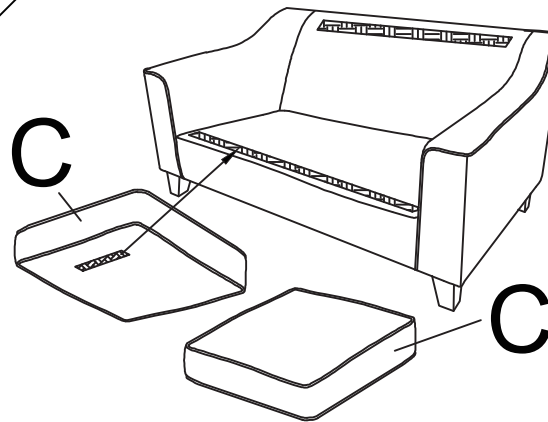
1




2




3




4



5



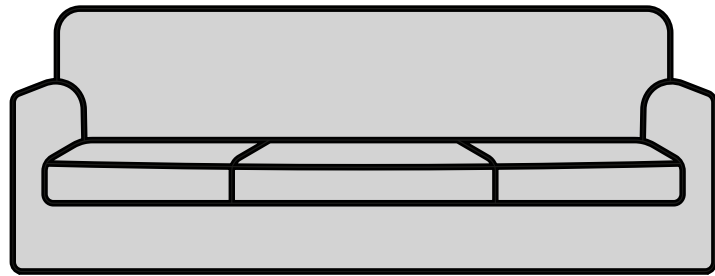
6



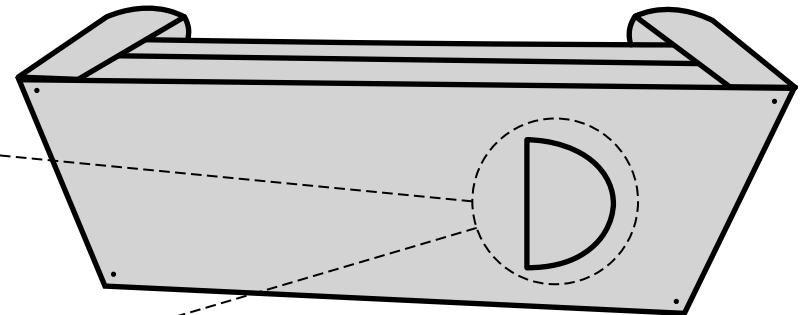
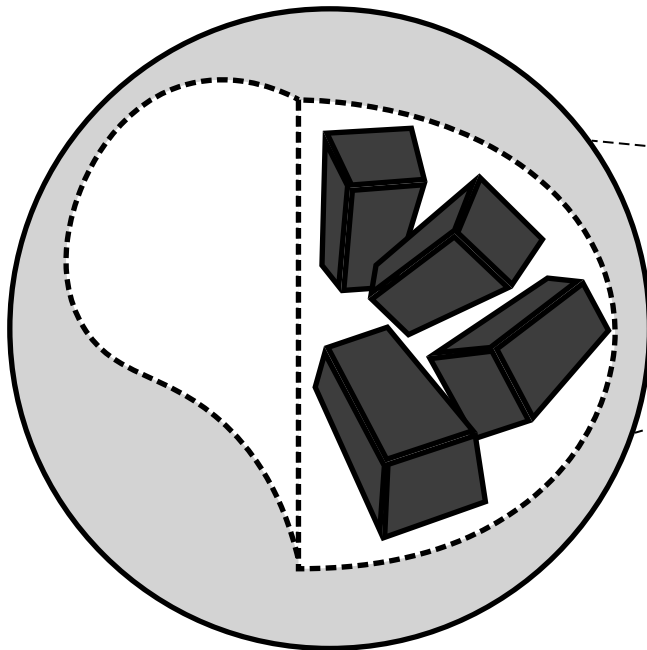
NOTE: PO # is located underneath/ at the back side of each item. Please be prepared to provide this # should any claim be necessary.

CAUTION: Item is heavy. Assembly should be performed by two people.

How to Find Your Furniture Legs *Cómo encontrar las patas de su mueble*



Gently lay sofa/love seat on it's back
Coloque suavemente el sofá o el sofá de dos plazas sobre su respaldo



Locate the compartment underneath sofa/love seat
Encuentre el compartimento debajo del sofá

Open compartment to locate upholstery legs and assembly instructions
Habr  el compartimento para localizara las patas del sof  y las instrucciones de asamblea