

LIVING SPACES

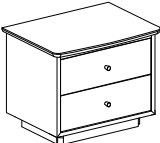





OWNER'S MANUAL

MARIKO 2 DRAWER NIGHTSTAND W/USB
 LIVING SPACES SKU : 323020
 VENDOR ITEM NO. :MWNJ81B




Scan QR code to view assembly video





ASSEMBLY PARTS LIST

SKU #	IMAGE	DESCRIPTION	QUANTITY	HARDWARE KIT PACKED IN BOX SKU : MWZZ81BHW			
				SKU #	IMAGE	DESCRIPTION	QUANTITY
323020-1		NIGHTSTAND	1	MWZZ81BHW-1		ALLEN BOLT (M6 X 45MM)	8
				MWZZ81BHW-2		LOCK WASHER (M9)	8
MWNJ81BLG		LEG	4	MWZZ81BHW-3		FLAT WASHER (M8)	8
				MWZZ81BHW-4		ALLEN KEY	1

FULLY ASSEMBLED



PRE-ASSEMBLED PARTS LIST

SKU #	IMAGE	DESCRIPTION	SKU #	IMAGE	DESCRIPTION
MWNJCPKB		KNOB	MWZZCPDG300		DRAWER GLIDE SET
MWZZCPFC		FOOT CAP	MWZZ81USB		USB ADAPTER

LIVING SPACES

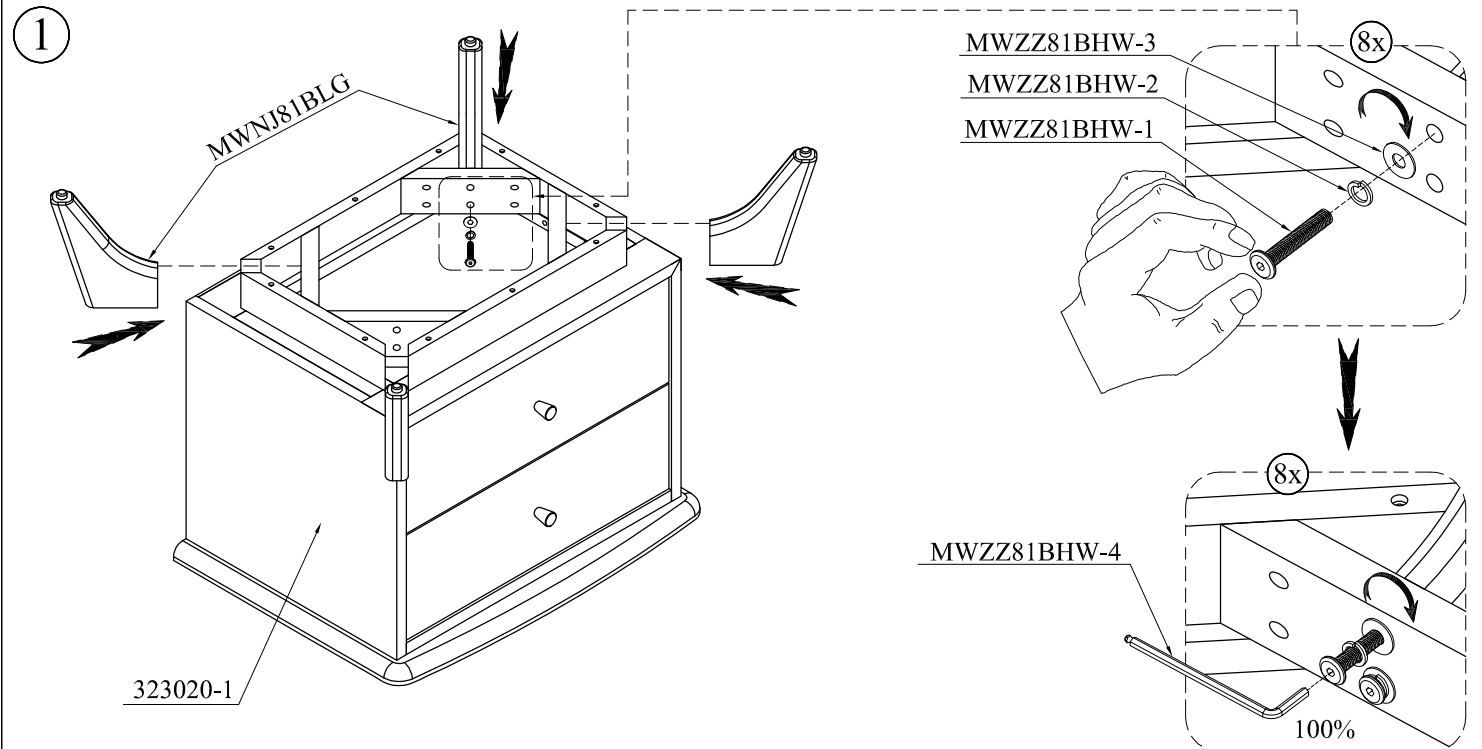
OWNER'S MANUAL

MARIKO 2 DRAWER NIGHTSTAND W/USB
LIVING SPACES SKU : 323020
VENDOR ITEM NO. :MWNJ81B



Scan QR code to view assembly video

ASSEMBLY INSTRUCTIONS



②



ASSEMBLY COMPLETE

LIVING SPACES

OWNER'S MANUAL

MARIKO 2 DRAWER NIGHTSTAND W/USB

LIVING SPACES SKU : 323020

VENDOR ITEM NO. :MWNJ81B



Scan QR code to view assembly video



WARNING:

- **Maximum distributed load capacity: 75 lbs.**
- **Drawer capacity: 50 lbs. per drawer.**
- **Sitting, standing or jumping on this product may result in damage or injury.**

ROUTINE MAINTENANCE:

Periodically check all fittings and tighten if necessary, as they can loosen over time.

CARE AND CLEANING: SOLID WOOD FURNITURE

Congratulations on purchasing this handcrafted solid wood furniture product. Please keep in mind that wood is sensitive to changes in humidity. As the weather changes so does the relative humidity in your home and the moisture content of your solid wood furniture. We have taken every precaution to stabilize the lumber used to build this product. Still, you may observe plank movement or small cracks as the seasons change, particularly during the first 6-12 months of ownership. This is normal for solid wood furniture and will not affect the performance or longevity of this product.

Dust frequently with a clean, damp, lint-free cloth. Frequent dusting will remove abrasive build-up which can damage a finish over time. Avoid using oily polishes or waxes. Avoid exposing your furniture to strong sunlight. Prolonged exposure to direct sunlight can fade the finish of your furniture. Do not expose your furniture to any liquids. Never allow water to sit on your furniture. Do not place hot items on top of surface, always use a mat or other protector. Alcohol, nail polish and perfume are also dangerous, as they can dissolve the furniture finish on contact and may require professional repairs.