



## ASSEMBLY INSTRUCTIONS

ITEM: 305-S903-630/534/411/SLATR-33

### TWIN STORAGE BED

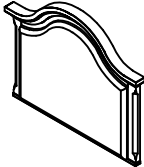
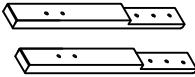
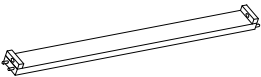
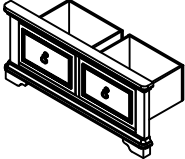


Thank you for purchasing this quality product. Be sure to check all packing material carefully for small hardware which may have come loose inside the carton during shipment. Identify and count all hardware and compare with the hardware list below.

When placing furniture on non-carpeted flooring, HMI recommends the use of floor protection such as an area rug or furniture pads. Area rugs and padding not included with purchase.

**TOOL REQUIRED (NOT PROVIDED):  
PHILLIPS SCREW DRIVER**



#### PARTS LIST

| NO. | Description                 | Sketch  | Q.ty |
|-----|-----------------------------|---|------|
| 1   | Uph Head Board              |  | 1    |
| 2   | Headboard Legs (Left/Right) |  | 2    |
| 3   | Safety Rail                 |  | 1    |
| 4   | Storage FB                  |  | 1    |
| 5   | Side Rails                  |  | 2    |
| 6   | SLATR-33                    |  | 1    |

#### HARDWARE LIST

| NO. | Description                  | Sketch  | Q.ty |
|-----|------------------------------|---|------|
| A   | Allen Bolt<br>Ø5/16x 1-3/4"  |  | 8    |
| B   | Spring Washer<br>Ø5/16 x Ø13 |  | 8    |
| C   | Flat Washer<br>Ø5/16 x Ø19   |  | 8    |
| D   | Allen Wrench (4mm)           |  | 1    |
| E   | Wood Screw<br>M4x35mm        |  | 26   |



Item: 305-S903-630/534/411/SLATR-46  
Description: Twin Storage Bed

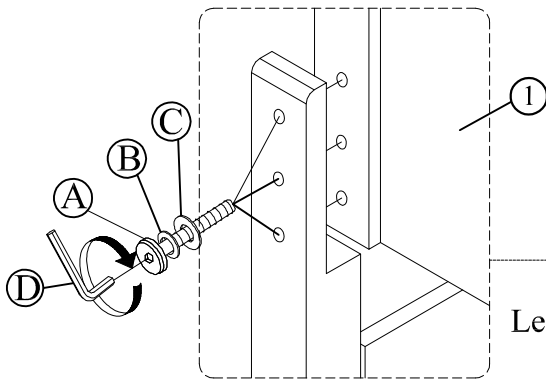
ASSEMBLY INSTRUCTIONS

ITEM: 305-S903-630/534/411/SLATR-33

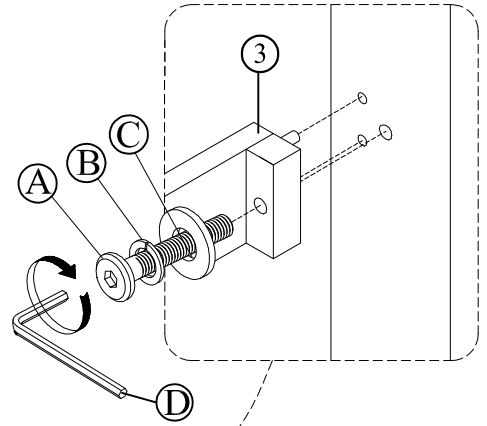
TWIN STORAGE BED

**CAUTION:** Do not attempt to move the bed when fully assembled. This could result in damage to the rails, headboard, or footboard.

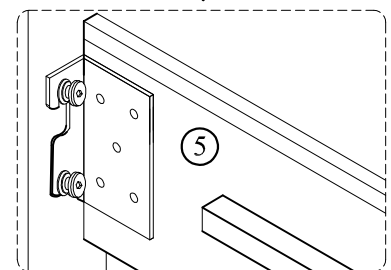
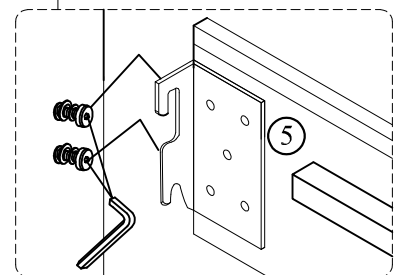
STEP 1



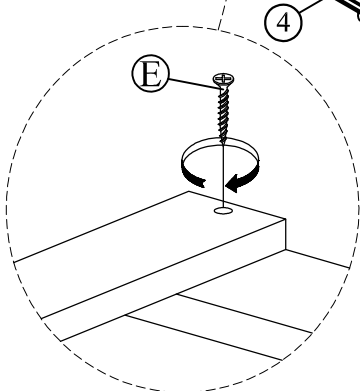
STEP 2



STEP 3




STEP 4




REPLACEMENT PARTS

ITEM: 305-S903-630/534/411/SLATR-33

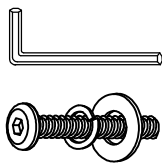
TWIN STORAGE BED



x1 RS903-630-LEGL  
Left Leg



x1 RS903-630-LEGR  
Right Leg



x1 RS903-630-HWKIT  
Hardware kit



x26 RC-SLAT33-SCREW  
Screw



x2 RS903-410-PULL  
Pull with Screw



x2 COMGLIDE-14-45  
Glide 14in-45mm