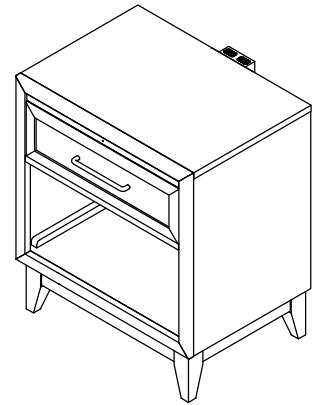



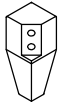




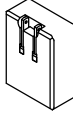

Warning :

- Be sure to check all packing material carefully for small parts, which may have come loose inside the carton during shipment.
- To prevent possible scratches and damage, this furniture **MUST BE ASSEMBLED BY TWO PEOPLE** on a soft surface such as a blanket or carpet.

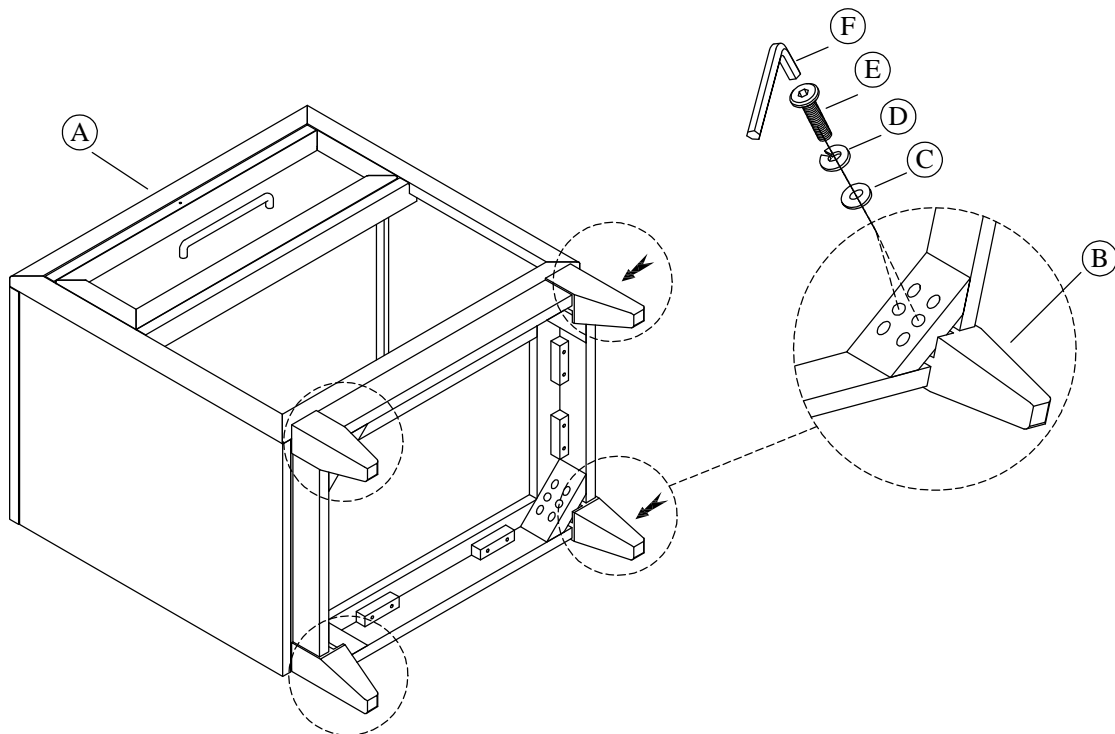


46168
1-Drawer Night Stand

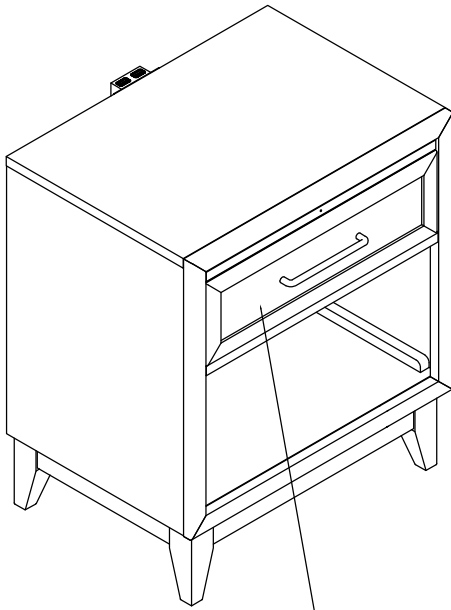
Components and Hardware List

<p>Night Stand</p>  <p>A 1 pc.</p>	<p>Leg</p>  <p>B 4 pcs.</p>	<p>Ø5/16" x 19*2mm Flat Washer</p>  <p>C 8 pcs.</p>	<p>Ø5/16" Spring Washer</p>  <p>D 8 pcs.</p>
<p>Ø5/16"x 18 x 2" Allen Head Bolt</p>  <p>E 8 pcs.</p>	<p>5mm Allen Key</p>  <p>F 1 pc.</p>	<p>USB Adapter</p>  <p>G 1 pc.</p>	<p>Furniture Tipping Restraint Kit</p>  <p>H 1 set.</p>

STEP 1

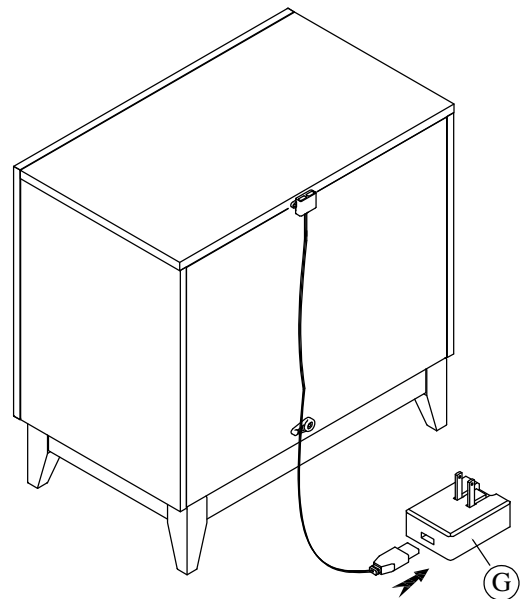


STEP 2

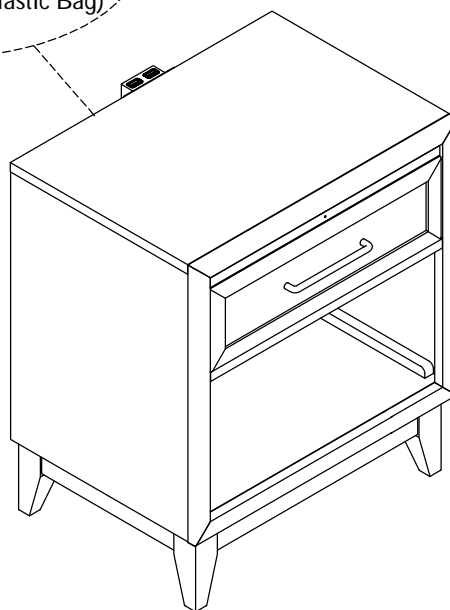
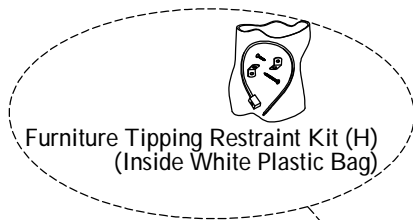


Attention :
- USB plug attached inside the drawer box
- Plug it into the USB to use

STEP 3



STEP 4



For product and personal safety, a Furniture Tipping Restraint kit has been included with this unit which can help to minimize the risk of the unit accidentally tipping forward, if used and properly installed per the kit manufacturer's instructions.