

# Universal Connectors

The universal connectors should be positioned on the units in a way that will allow the two sectional pieces to be connected. If the connecting end is on the left side facing of the unit, the connector will be positioned in the “Up Position”. If the connecting end is on the right side facing of the unit, the connector will be positioned in the “Down Position”.

Connector PN: **74843**  
2 Bolts  $\frac{1}{4}$ -20 x  $\frac{3}{4}$  inch PN: **73507**

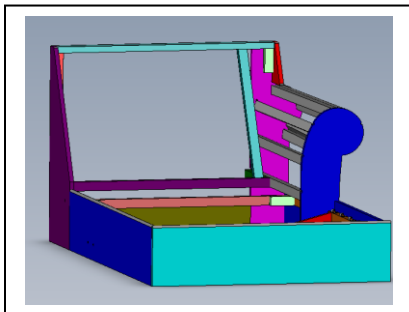
Up Position



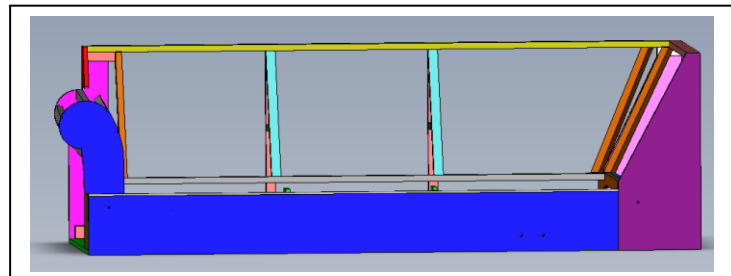
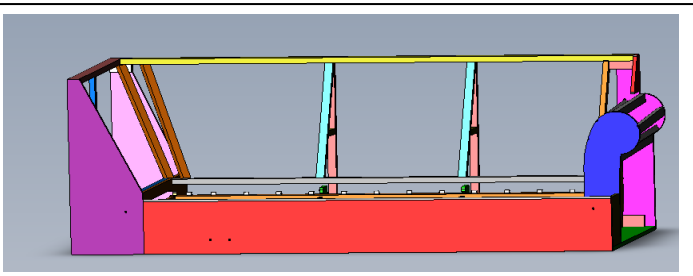
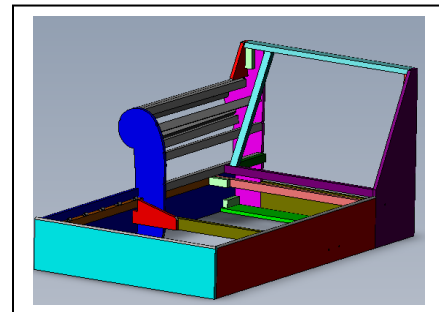
Down Position



Open end left side facing



Open end right side facing



# HOW TO INSTALL TRIANGULAR FEET ON A SOFA

MAKE SURE AREA IS CLEAR OF  
OBSTICLES BEFORE ROLLING  
THE UNIT OVER .

FLIP UNIT OVER FORWARD  
EXPOSING THE BOTTOM OF  
THE UNIT .

GET THE LEGS AND  
SCREWS OUT OF THE  
BAG THEY COME IN .



LINE UP THE FEET SO  
THEY ARE IN THE  
CORNER WITH THE  
SPACE FROM THE  
EDGES BEING THE  
SAME



PUT THE SCREWS IN  
THE HOLES IN THE  
FEET . USE A PHILLIPS  
SCREWDRIVER , OR  
DRILL TO TURN THE  
SCREWS INTO THE  
WOOD FRAMING  
UNTIL THE SCREWS  
are TIGHT .

