

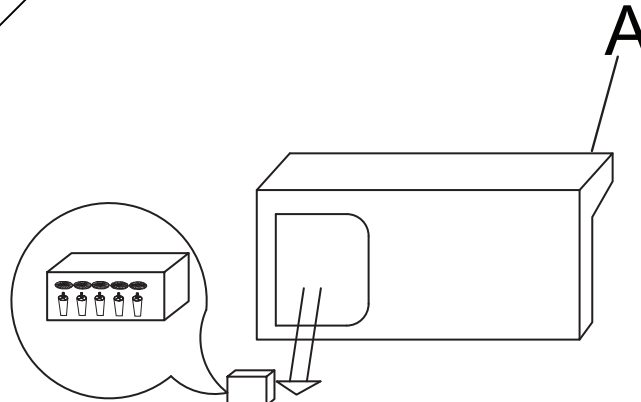
**PARTS LIST**

No.	DESCRIPTION	IMAGE	Q'TY
A	SOFA SEAT		1
B	BACK CUSHION		3
C	PILLOW		4
D	SEAT CUSHION		3
E	LEG		5

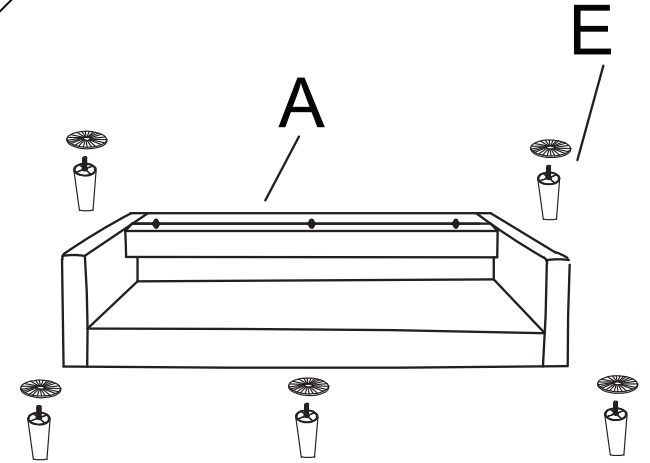
**NOTE:** PO # is located underneath/ at the back side of each item. Please be prepared to provide this # should any claim be necessary.

**CAUTION:** Item is heavy. Assembly should be performed by two people.

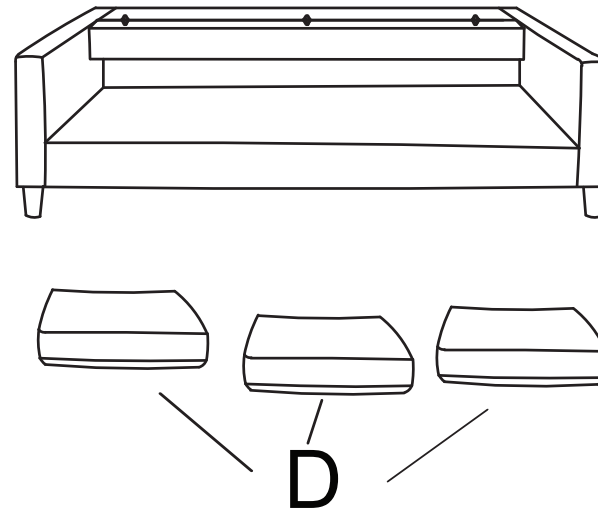
1



2



3



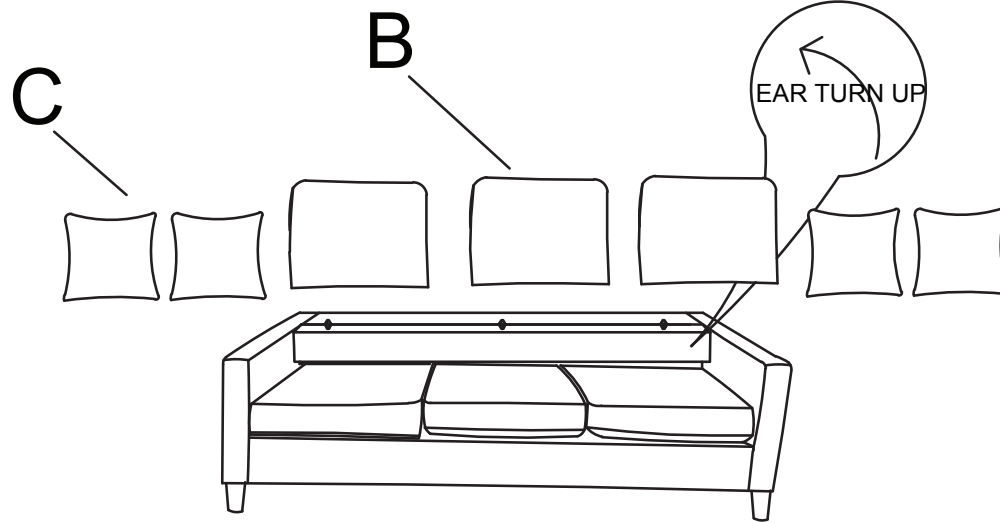
**PARTS LIST**

No.	DESCRIPTION	IMAGE	Q'TY
A	SOFA SEAT		1
B	BACK CUSHION		3
C	PILLOW		4
D	SEAT CUSHION		3
E	LEG		5


**NOTE:** PO # is located underneath/ at the back side of each item. Please be prepared to provide this # should any claim be necessary.

**CAUTION:** Item is heavy. Assembly should be performed by two people.

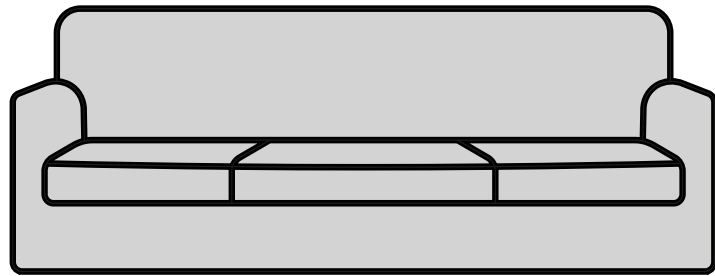
4



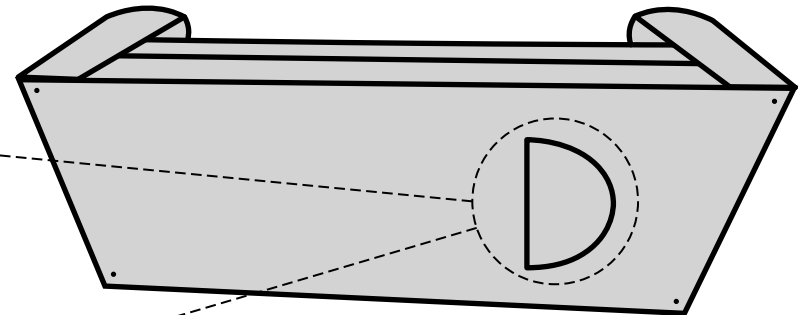
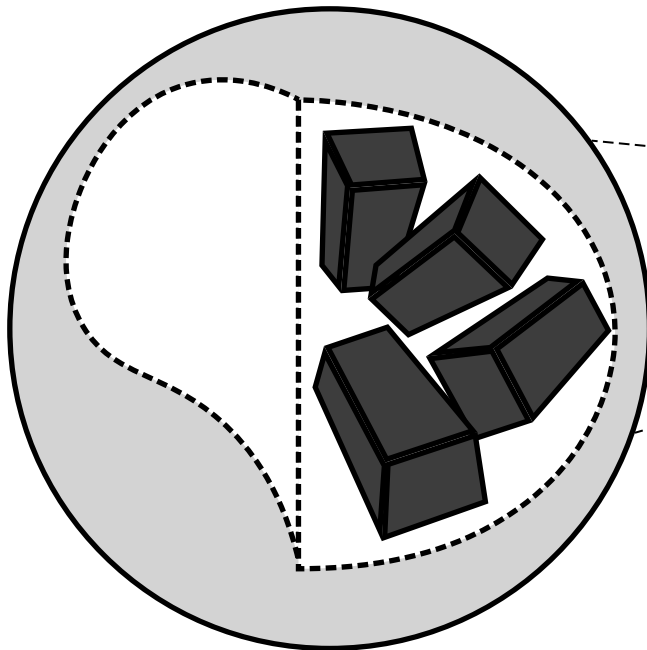
5



# How to Find Your Furniture Legs *Cómo encontrar las patas de su mueble*



Gently lay sofa/love seat on it's back  
*Coloque suavemente el sofá o el sofá de dos plazas sobre su respaldo*



Locate the compartment underneath sofa/love seat  
*Encuentre el compartimento debajo del sofá*

Open compartment to locate upholstery legs and assembly instructions  
*Habr  el compartimento para localizara las patas del sof  y las instrucciones de asamblea*