



KIT-STARK LIGHT GREY SOFA W/REVERSIBLE CHAISE & 2 LIGHT GREY SWIVEL CHAIRS 313046

Assembly instructions:

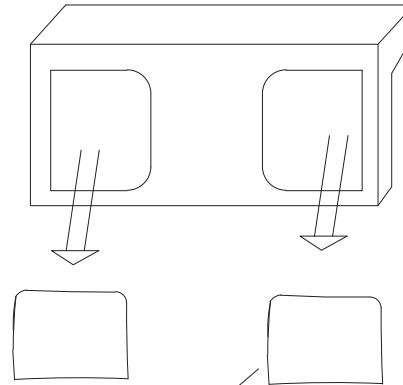
PARTS LIST

No.	DESCRIPTION	IMAGE	Q'TY
A	SOFA SEAT		1
B	CHAISE OTTOMAN SEAT		1
C	REVESIBLE CHAISE SEAT CUSHION		1
D	BACK CUSHION		3
E	PILLOW		2
F	SEAT CUSHION		2
G	LEG		9

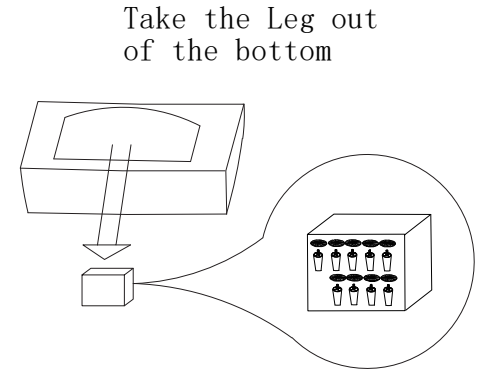
NOTE: PO # is located underneath/ at the back side of each item. Please be prepared to provide this # should any claim be necessary.

CAUTION: Item is heavy. Assembly should be performed by two people.

1

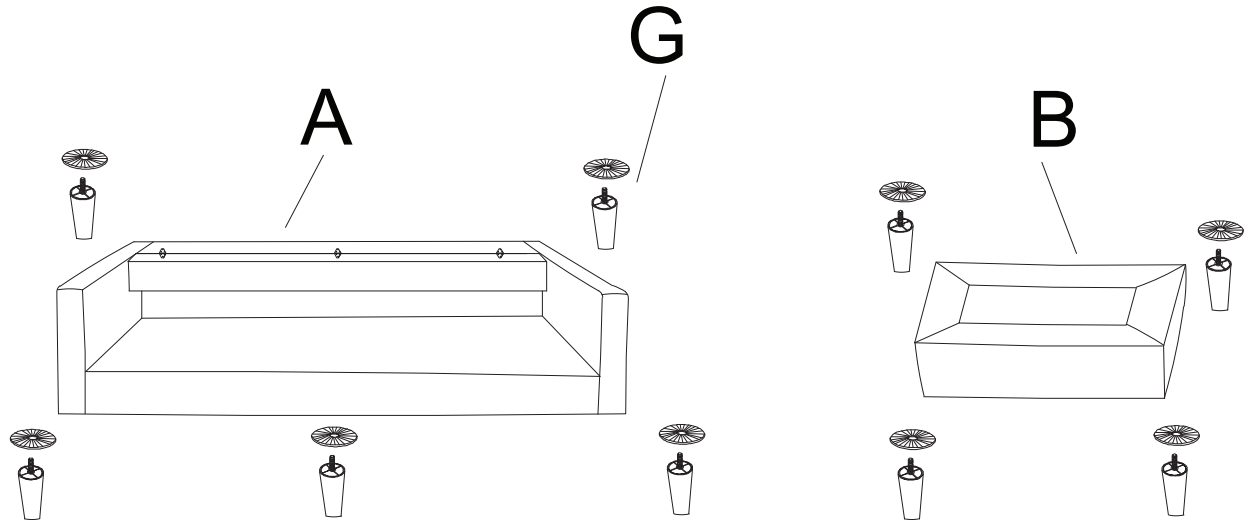


D The Back Cushion comes out from the bottom



Take the Leg out of the bottom

2



ASSEMBLED COMPLETED

KIT-STARK LIGHT GREY SOFA W/REVERSIBLE CHAISE & 2 LIGHT GREY SWIVEL CHAIRS

313046

Assembly instructions:

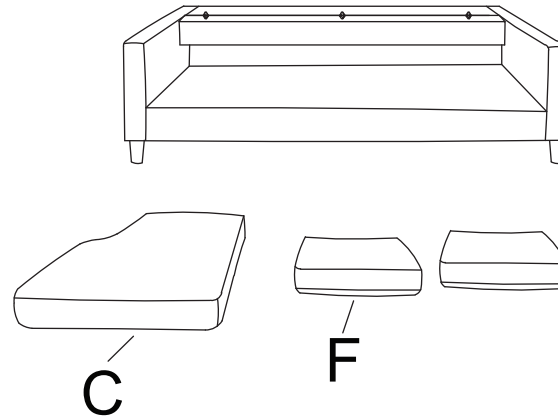
PARTS LIST

No.	DESCRIPTION	IMAGE	Q'TY
A	SOFA SEAT		1
B	CHAISE OTTOMAN SEAT		1
C	REVESIBLE CHAISE SEAT CUSHION		1
D	BACK CUSHION		3
E	PILLOW		2
F	SEAT CUSHION		2
G	LEG		9


NOTE: PO # is located underneath/ at the back side of each item. Please be prepared to provide this # should any claim be necessary.

CAUTION: Item is heavy. Assembly should be performed by two people.


3




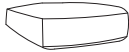

4



5



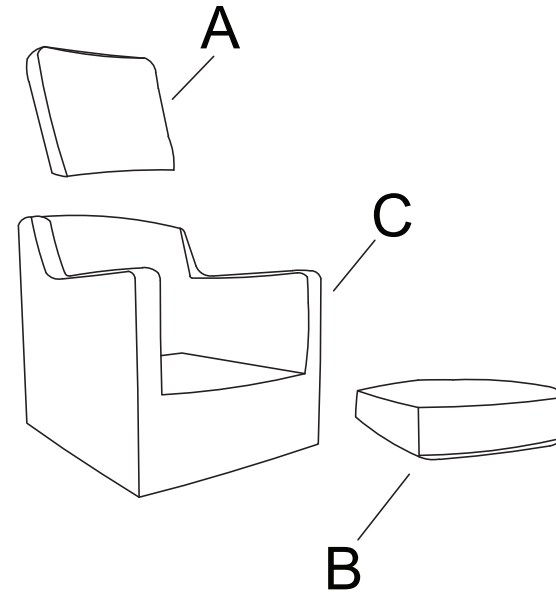
PARTS LIST

No.	DESCRIPTION	IMAGE	Q'TY
A	BACK		1
B	SEAT CUSHION		1
C	SEAT		1


NOTE: PO # is located underneath/ at the back side of each item. Please be prepared to provide this # should any claim be necessary.

CAUTION: Item is heavy. Assembly should be performed by two people.

1




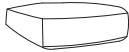

2



KIT-STARK LIGHT GREY SOFA W/REVERSIBLE CHAISE & 2 LIGHT GREY SWIVEL CHAIRS 313046

Assembly instructions:

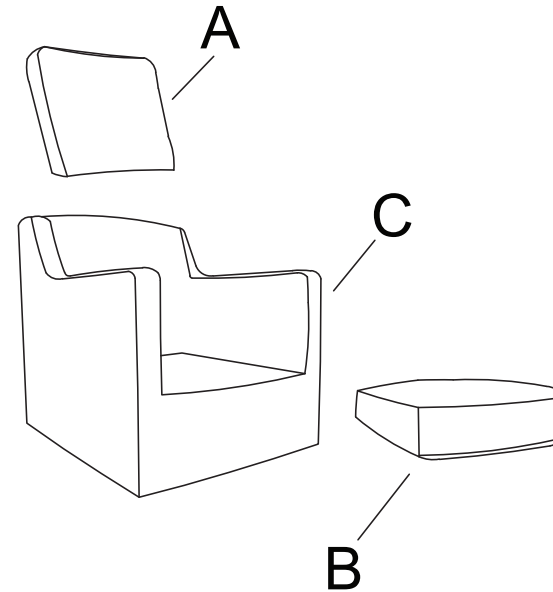
PARTS LIST

No.	DESCRIPTION	IMAGE	Q'TY
A	BACK		1
B	SEAT CUSHION		1
C	SEAT		1


NOTE: PO # is located underneath/ at the back side of each item. Please be prepared to provide this # should any claim be necessary.

CAUTION: Item is heavy. Assembly should be performed by two people.

1

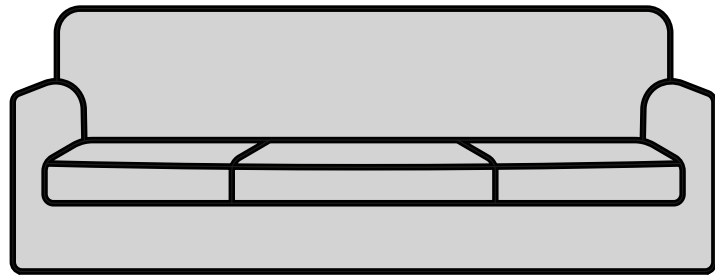


2

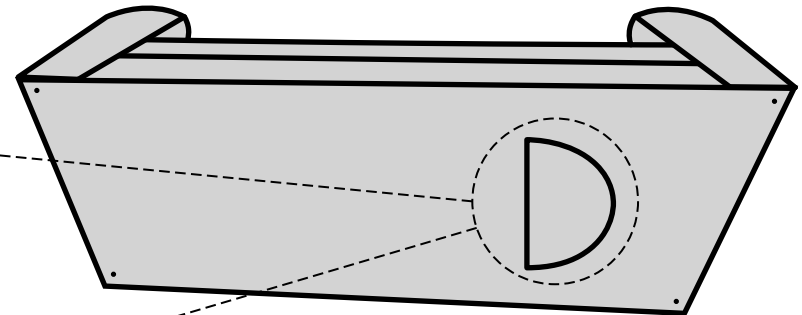
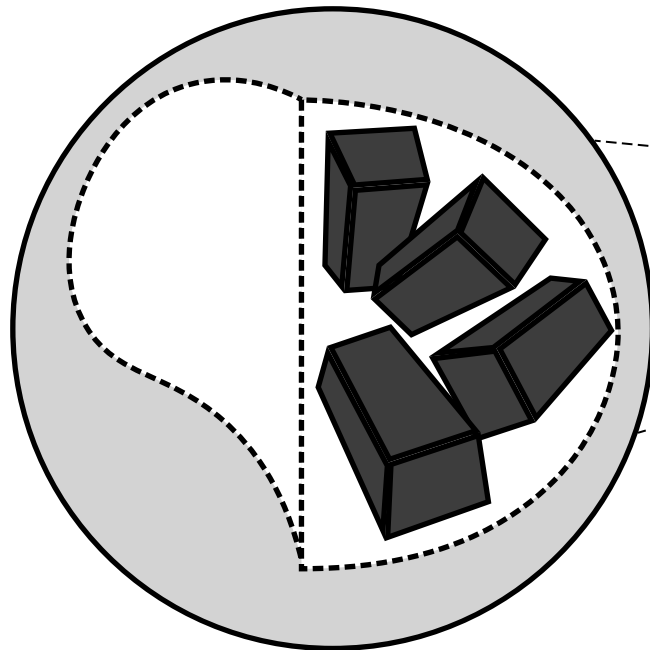


How to Find Your Furniture Legs

Cómo encontrar las patas de su mueble



Gently lay sofa/love seat on it's back
Coloque suavemente el sofá o el sofá de dos plazas sobre su respaldo



Locate the compartment underneath sofa/love seat
Encuentre el compartimento debajo del sofá

Open compartment to locate upholstery legs and assembly instructions
Habr  el compartimento para localizara las patas del sof  y las instrucciones de asamblea