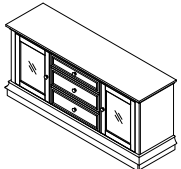
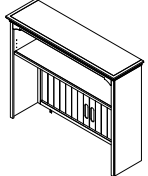







PARTS LIST


NO.	SKETCH	DESCRIPTION	Q'TY
A		Hudson Entertainment Console	1pc
B		Hudson Entertainment Hutch	1pc


HARDWARE LIST


NO.	SKETCH	DESCRIPTION	Q'TY
1		Bolt 1/4"x20x0.875"	2pcs
2		Spring Washer 1/4"	2pcs
3		Flat Washer 1/4"x19mm	2pcs
4		Allen key 4mm	1pc
5		Furniture Tipping Restraint	1set

Note: The shelf is adjustable + or - 2"

 Read instructions cover to cover

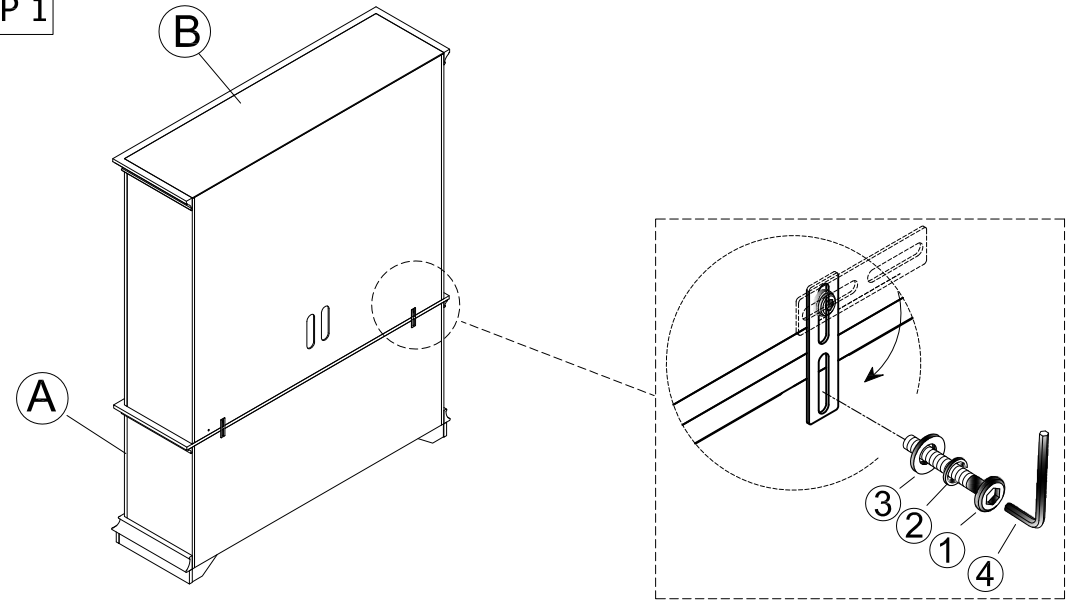
 Have two adults on hand for assembly

 Do not assemble on flooring or carpet. Assemble on a clean non-marring surface (ex: packing foam)

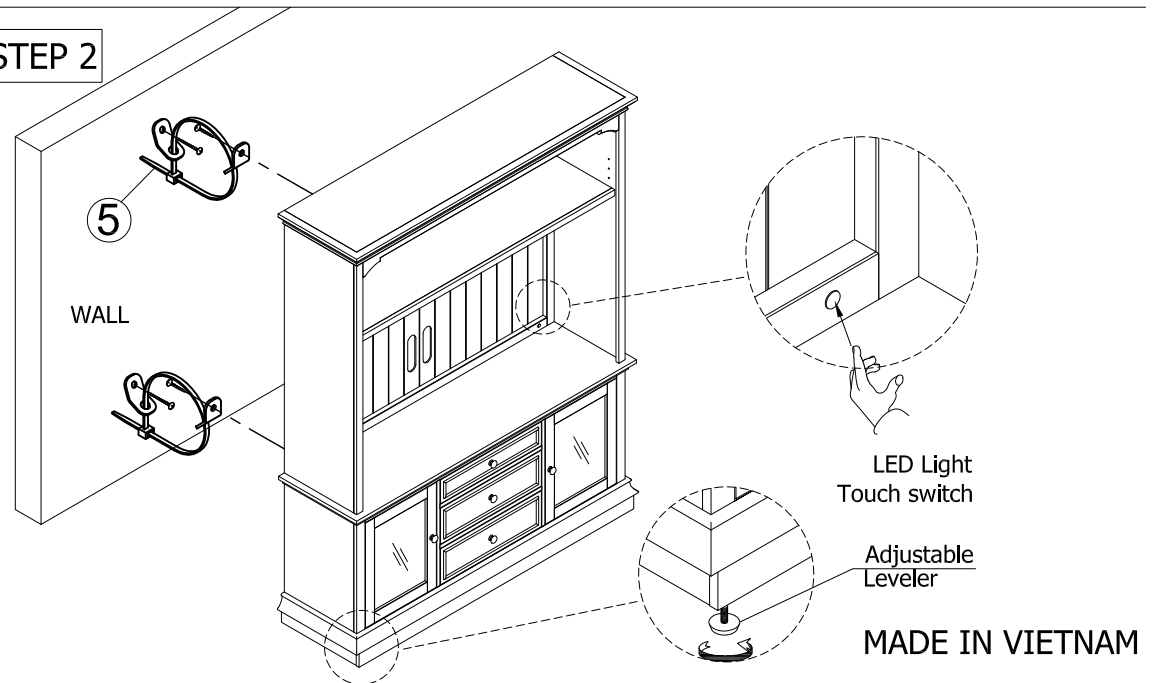
 Save all packaging until assembly is completed

ASSEMBLY STEPS

STEP 1



STEP 2



MADE IN VIETNAM