



# ASSEMBLY INSTRUCTIONS COASTER FINE FURNITURE



Fine Furniture for every stage of life

803378  
BARSTOOL

REVISION: 06/16/2020

PAGE 1 OF 4

COASTERFURNITURE.COM

# ITEM :803378

## ASSEMBLY INSTRUCTIONS




### ASSEMBLY TIPS:

1. Remove hardware from box and sort by size.
2. Please check to see that all hardware and parts are present prior to start of assembly.
3. Please follow attached instructions in the same sequence as numbered to assure fast & easy assembly.



#### Warning!







1. Don't attempt to repair or modify parts that are broken or defective. Please contact the store immediately.
2. This product is for home use only and not intended for commercial establishments.




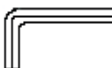
ASSEMBLY TIME

5 MINUTES

### PARTS IDENTIFICATION

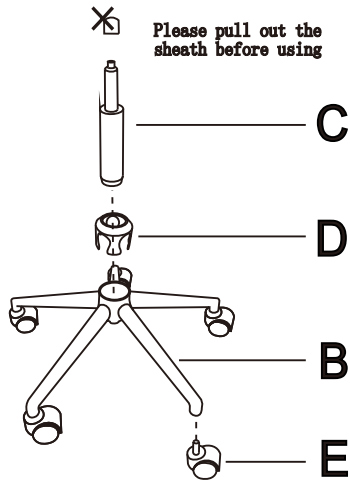
	PART NAME	FIGURE	QTY
A	SEAT		1PC
B	BACK		1PC
C	GAS CYLINDER		1PC
D	DECORATION COVER		1PC
E	CASTER		1PC
F	ADJUSTING PLATE		5PCS

### HARDWARE IDENTIFICATION

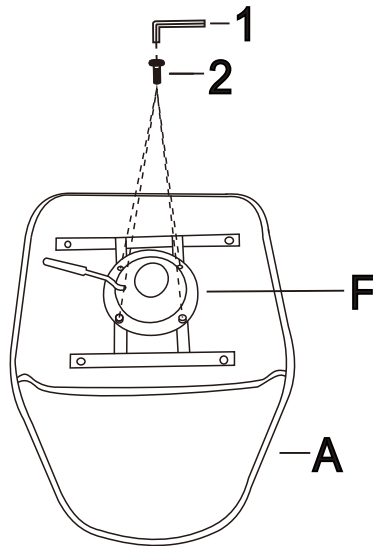
	HARDWARE NAME	FIGURE	QTY
1	BOLTS M6X16MM		4PCS
2	ALLEN WRENCH M6		1PC

# ITEM :803378 ASSEMBLY INSTRUCTIONS

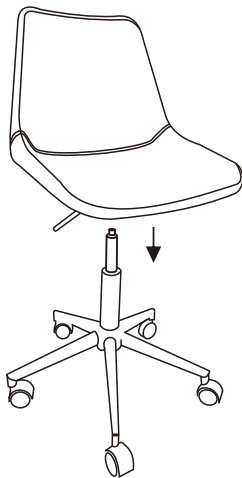
STEP1



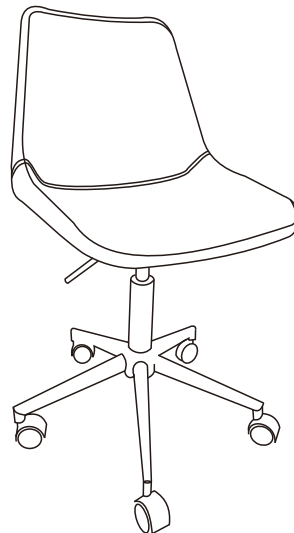
STEP2



STEP3



STEP 4



**ITEM :803378**  
**ASSEMBLY INSTRUCTIONS**



**Note:Dimension tolerance $\pm$ 5%**