



## ASSEMBLY INSTRUCTIONS COASTER FINE FURNITURE



*Fine Furniture for every stage of life*

# 801363 OFFICE CHAIR

REVISION 0:05/02/2017  
REVISION 1:05/16/2019  
REVISION 2:10/20/2019  
REVISION 3:01/07/2020

ITEM :801363



## ASSEMBLY INSTRUCTIONS

### ASSEMBLY TIPS:

- 1.Remove hardware from box and sort by size.
- 2.Please check to see that all hardware and parts are present prior to start of assembly.
- 3.Please follow attached instructions in the same sequence as numbered to assure fast & easy assembly.



### WARNING !






- 1.Don't attempt to repair or modify parts that are broken or defective. Please contact the store immediately.
- 2.This product is for home uses only and not intended for commercial establishments.



ASSEMBLY TIME

20 MINUTES

### PARTS IDENTIFICATION

A		BACK	1PC
B		MECHANISM	1PC
C		GAS LIFT	1PC
D		BASE	1PC
E		CASTER	5PCS

### HARDWARE IDENTIFICATION

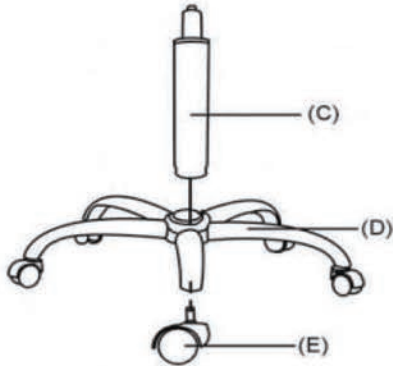
NO	DESCRIPTION	FIGURE	Q'TY
1	SHORT BOLT	 M6*20MM	4PCS
3	WASHER	 M6*18*1.5MM	4PCS
5	ALLEN KEY	 M6	1PC

ITEM:801363

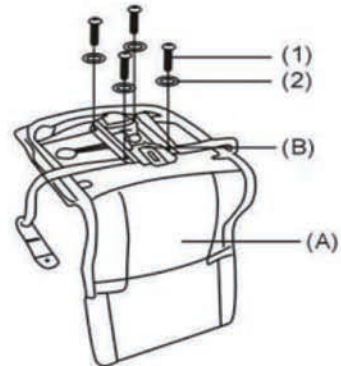


## ASSEMBLY INSTRUCTIONS

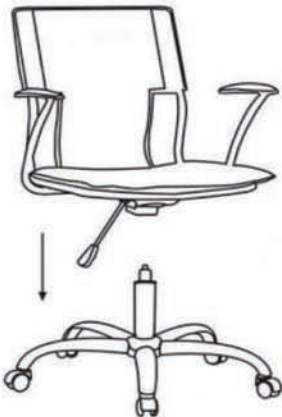
### STEP1




### STEP2



### STEP3



### STEP4



ITEM: 801363



Note : Dimension tolerance  $\pm 5\%$