









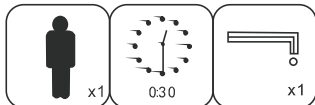
LIVING SPACES

A	ML-7441-A		x1
B	ML-7441-B		x1
C	ML-7441-C		x1
D	ML-7441-D		x1
E	ML-7441-E		x5
F	ML-7441-F		x1

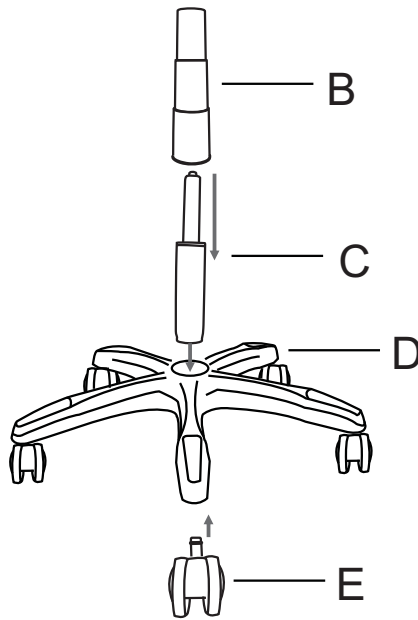
CICERO GAMING CHAIR



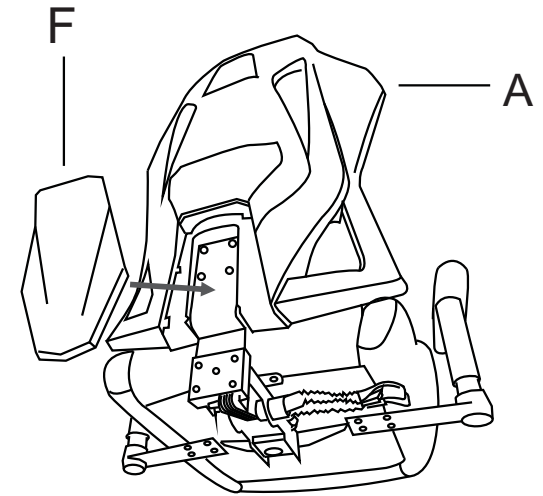
ML-7441/301796,301797



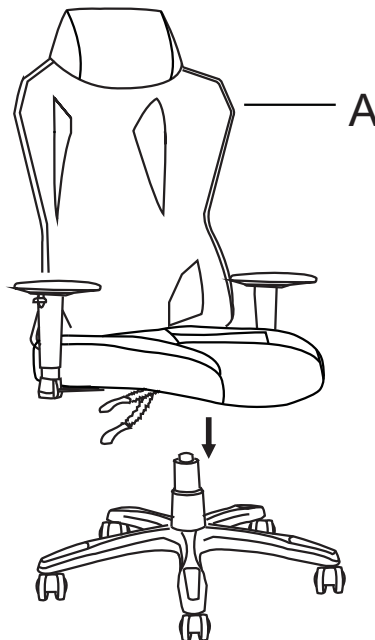
①



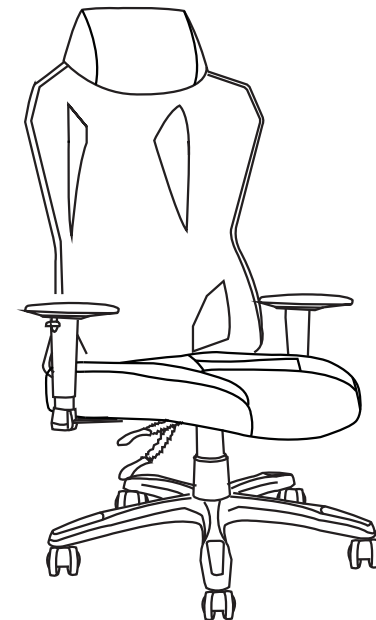
②



③



④



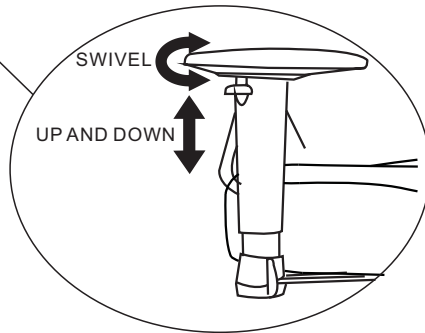
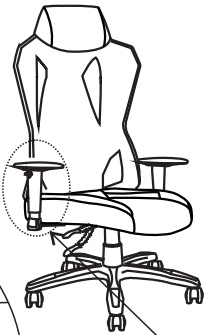
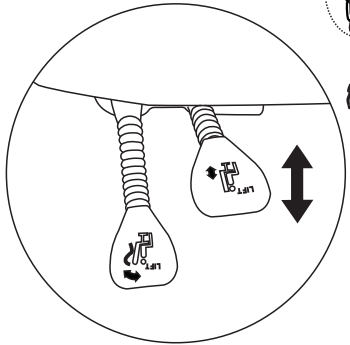
To adjust seat height – while seated, lean forward and reach under the right side of the seat to find the adjustment handle.

To Raise:

Lift the handle and raise your body up slightly to allow the seat to rise to the desired height.

To Lower:

Lift the handle while applying body weight downward on seat. The seat will descend until the handle is released or the seat reaches the bottom position.



Seat includes tilt mechanism to allow rocking motion.

- Pull handle upward to unlock. While unlocked, rocking motion of seat is possible.
- Push handle downward to lock. While locked, rocking motion is not permitted.

LOCK / UNLOCK
TILT MECHANISM

