







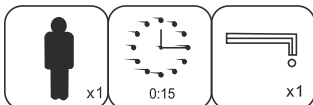
LIVING SPACES

A	ML-2020-A		x1
B	ML-2020-B		x1
C	ML-2020-C		x1
D	ML-2020-D		x5

DECIUS BLACK OFFICE CHAIR



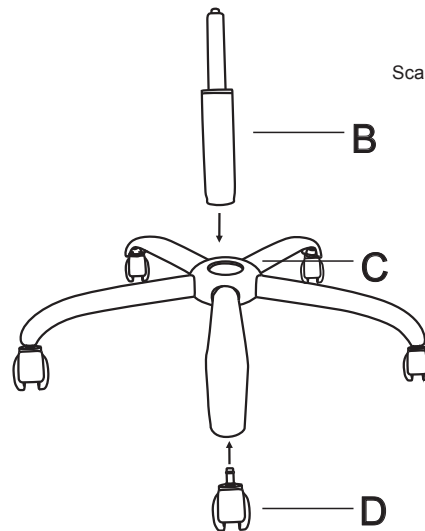
ML-2020/301793



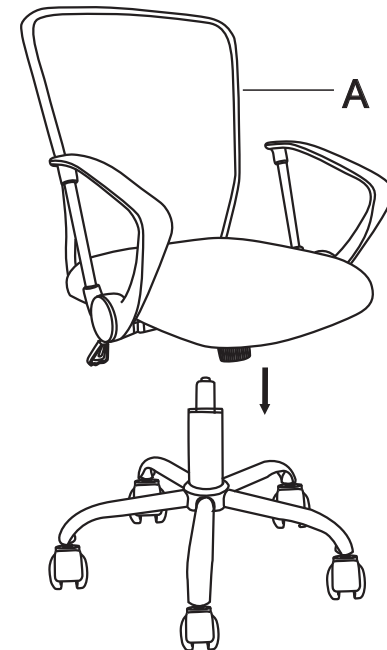
①



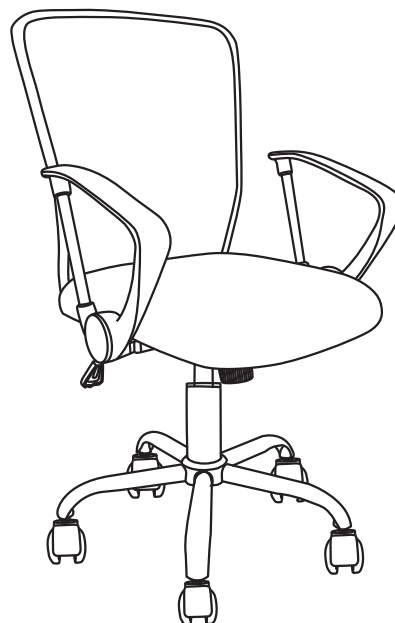
Scan QR code to view assembly video

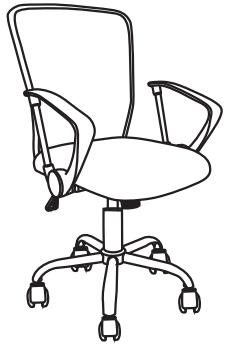


②



③





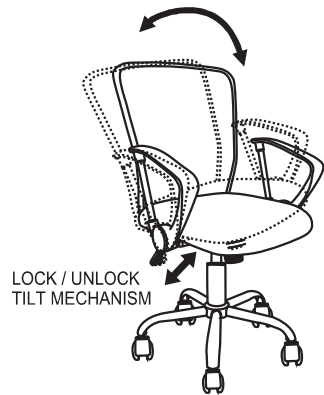
To adjust seat height – while seated, lean forward and reach under the right side of the seat to find the adjustment handle.

To Raise:

Lift the handle and raise your body up slightly to allow the seat to rise to the desired height.

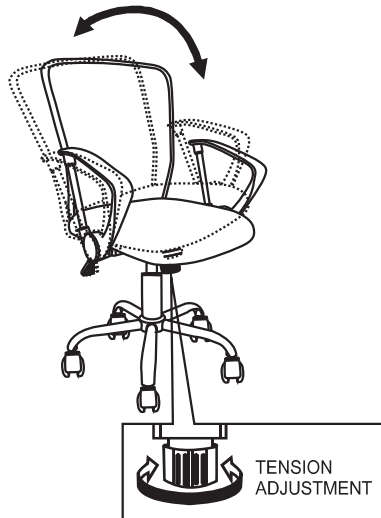
To Lower:

Lift the handle while applying body weight downward on seat. The seat will descend until the handle is released or the seat reaches the bottom position.



Seat includes tilt mechanism to allow rocking motion.

- Pull handle outward to unlock. While unlocked, rocking motion of seat is possible.
- Push handle inward to lock. While locked, rocking motion is not permitted.



While handle is pulled outward, tilt mechanism is unlocked and rocking motion is possible. To adjust force required during rocking:

- Turn the knob clockwise to make rocking easier.
- Turn the knob counterclockwise to make rocking more difficult.
- Adjust according to your weight or as desired.