



ASSEMBLY INSTRUCTIONS
COASTER FINE FURNITURE



Fine Furniture for every stage of life

801744
OFFICE CHAIR

REVISION 0:05/11/2019
REVISION 1: 01/6/2020

ITEM :801744



ASSEMBLY INSTRUCTIONS

ASSEMBLY TIPS:

- 1.Remove hardware from box and sort by size.
- 2.Please check to see that all hardware and parts are present prior to start of assembly.
- 3.Please follow attached instructions in the same sequence as numbered to assure fast & easy assembly.



WARNING !

- 1.Don't attempt to repair or modify parts that are broken or defective. Please contact the store immediately.
- 2.This product is for home use only and not intended for commercial establishments.



ASSEMBLY TIME

20 MINUTES

PARTS IDENTIFICATION

A		BACK	1PC
B		ARM	1SETS
C		BASE	1PC
D		COVER	1PC
E		GAS LIFT	1PC
F		MECHANISM	1PC
G		CASTER	5PCS

HARDWARE IDENTIFICATION

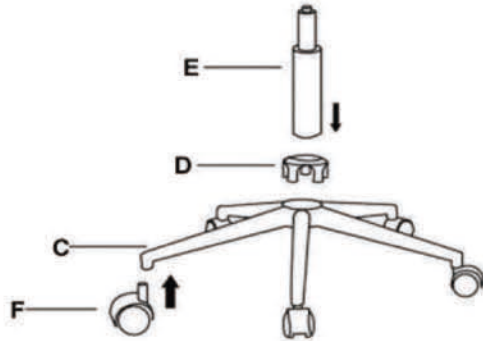
1	WASHER	 M6*18MM*1.2	4PCS
2	SHORT SCREW	 M6*20MM	4PCS
3	LONG SCREW	 M8*50MM	4PCS
4	ALLEN KEY	 M6	1PC
5	ALLEN KEY	 M8	1PC

ITEM:801744

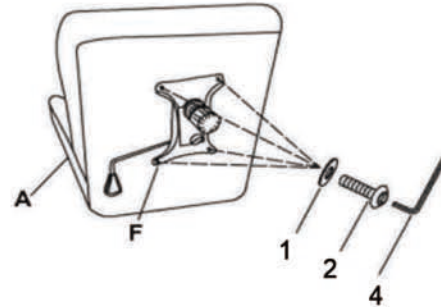


ASSEMBLY INSTRUCTIONS

STEP1




STEP2



STEP3



STEP4



ITEM:801744



Note : Dimension tolerance $\pm 5\%$

[View Outline](#) | [Dimensional Information](#) | [Customer Information](#) | [FAQ](#)

