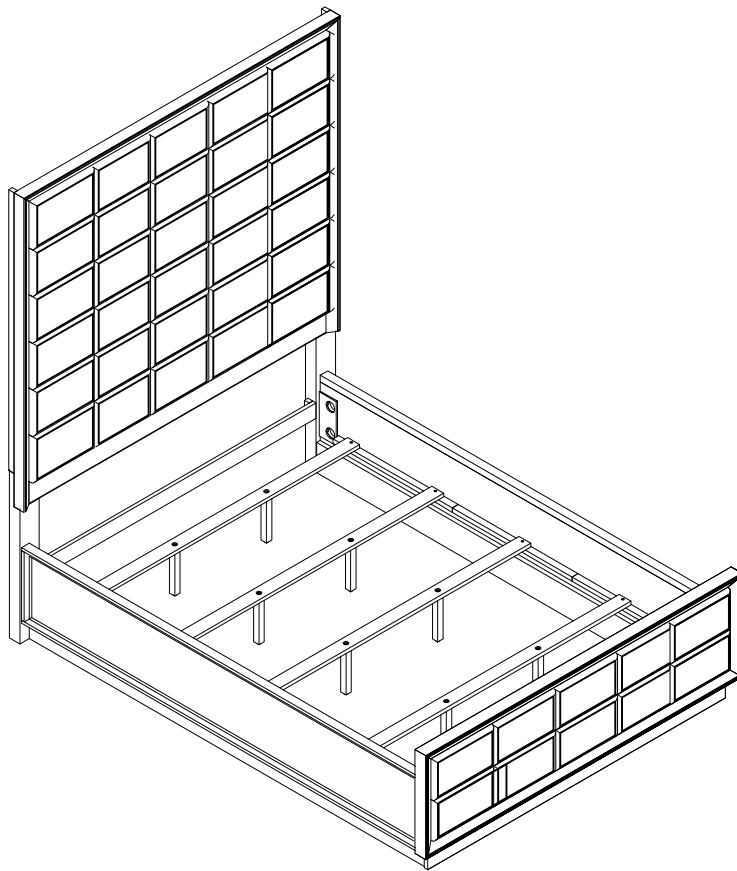


**ASSEMBLY INSTRUCTIONS**  
**COASTER FINE FURNITURE**



*Fine Furniture for every stage of life*

**223261KE (B1-B3)**  
***Eastern King Bed***

# ITEM: 223261KE (B1-B3)

## ASSEMBLY INSTRUCTIONS


### ASSEMBLY TIPS:

1. Remove hardware from box and sort by size.
2. Please check to see that all hardware and parts are present prior to start of assembly.
3. Please follow attached instructions in the same sequence as numbered to assure fast & easy assembly.

### WARNING!



1. Don't attempt to repair or modify parts that are broken or defective. Please contact the store immediately.
2. This product is for home use only and not intended for commercial establishments.



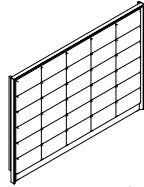
ASSEMBLY TIME

20 MINUTES

## PARTS IDENTIFICATION

### B1 (BOX 1)

A HEADBOARD PANEL



1PC

B LEFT HEADBOARD LEG



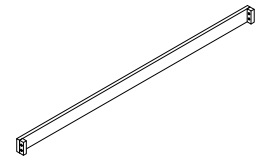
1PC

C RIGHT HEADBOARD LEG



1PC

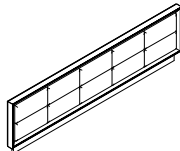
D HEADBOARD BOTTOM RAIL



1PC

### B2 (BOX 2)

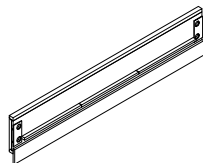
E FOOTBOARD



1PC

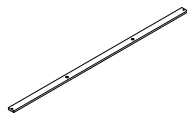
### B3 (BOX 3)

F BED RAIL



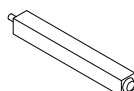
2PCS

G BED SLAT



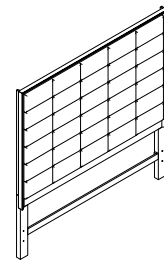
4PCS

H BED SLAT SUPPORT WITH LEVELER



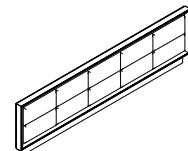
8PCS

HB 223261KE (B1) FROM BOX 1 HEADBOARD COMPLETE



1PC

E 223261KE (B2) FROM BOX 2 FOOTBOARD



1PC

# ITEM: 223261KE (B1-B3)

## ASSEMBLY INSTRUCTIONS

### ASSEMBLY TIPS:

1. Remove hardware from box and sort by size.
2. Please check to see that all hardware and parts are present prior to start of assembly.
3. Please follow attached instructions in the same sequence as numbered to assure fast & easy assembly.

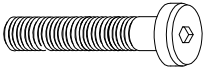

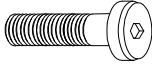
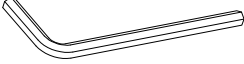



### WARNING!




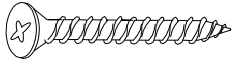


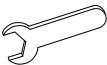
1. Don't attempt to repair or modify parts that are broken or defective. Please contact the store immediately.
2. This product is for home use only and not intended for commercial establishments.

## HARDWARE IDENTIFICATION

### Z-B1 (BOX 1) - HARDWARE PACK IS LOCATED IN 223261KE (B1)

1	<b>LONG BOLT</b> (5/16" x 45mm - BLK)		10PCS	4	<b>FLAT WASHER</b> (5/16" x 19 x 1.5mm - BLK)		14PCS
2	<b>SHORT BOLT</b> (5/16" x 38mm - BLK)		4PCS	5	<b>ALLEN WRENCH</b> (4MM - BLK)		1PC
3	<b>LOCK WASHER</b> (5/16" - BLK)		14PCS				

### Z-B3 (BOX 3) - HARDWARE PACK IS LOCATED IN 223261KE (B3)

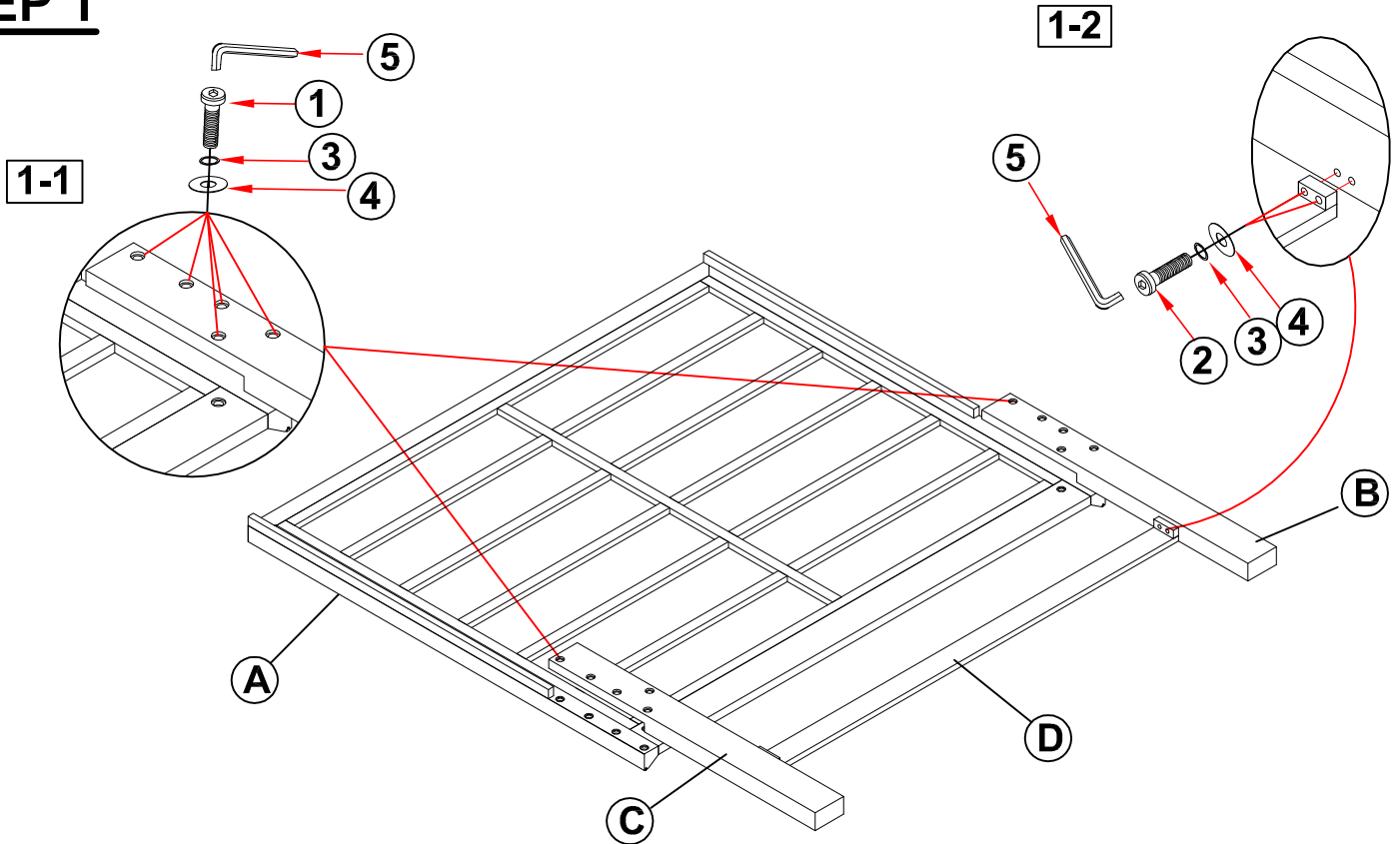
6	<b>THREADED BOLT</b> (5/16" x 75mm - BLK)		8PCS	10	<b>L - BRACKET</b> (15 x 15 X 1mm - BLK)		4PCS
7	<b>U-SQUARE WASHER</b> (25 x 15 x 2mm - BLK)		8PCS	11	<b>LONG FLAT HEAD SCREW</b> (4 x 32mm - BLK)		8PCS
8	<b>HEX NUT</b> (5/16" x 17mm - BLK)		8PCS	12	<b>SHORT FLAT HEAD SCREW</b> (3.5 x 15mm - BLK)		8PCS
9	<b>WRENCH</b> (13MM - BLK)		1PC				

**NOTE:**  
Phillips head screw driver is required in the assembly process; however, manufacturer does not provide this item.

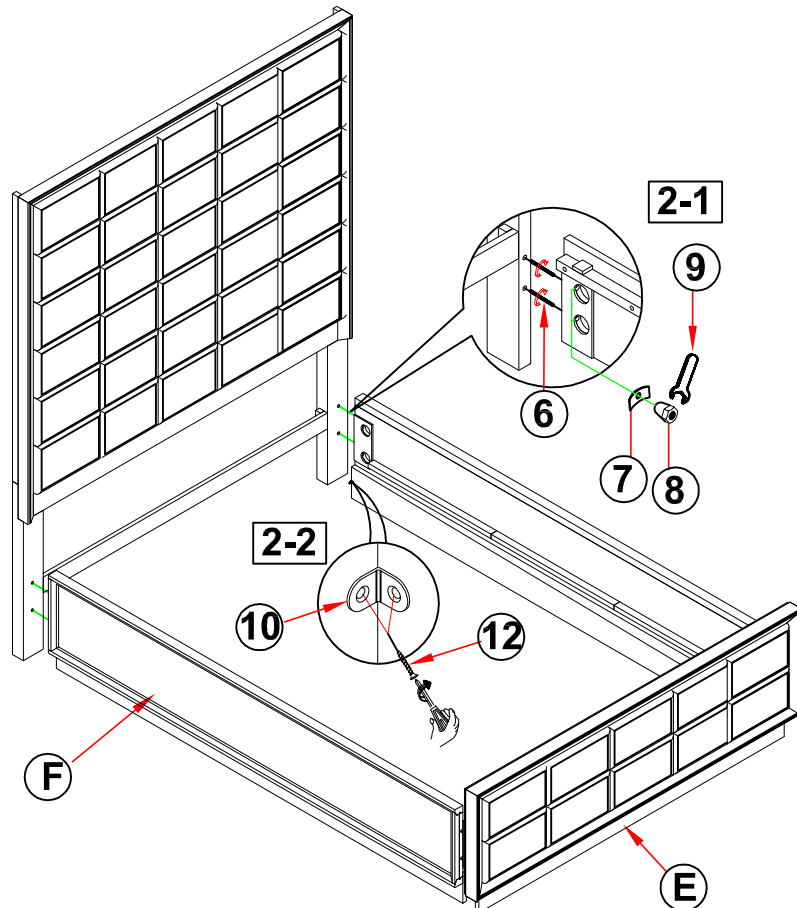
# ITEM: 223261KE (B1-B3)

## ASSEMBLY INSTRUCTIONS

### STEP 1



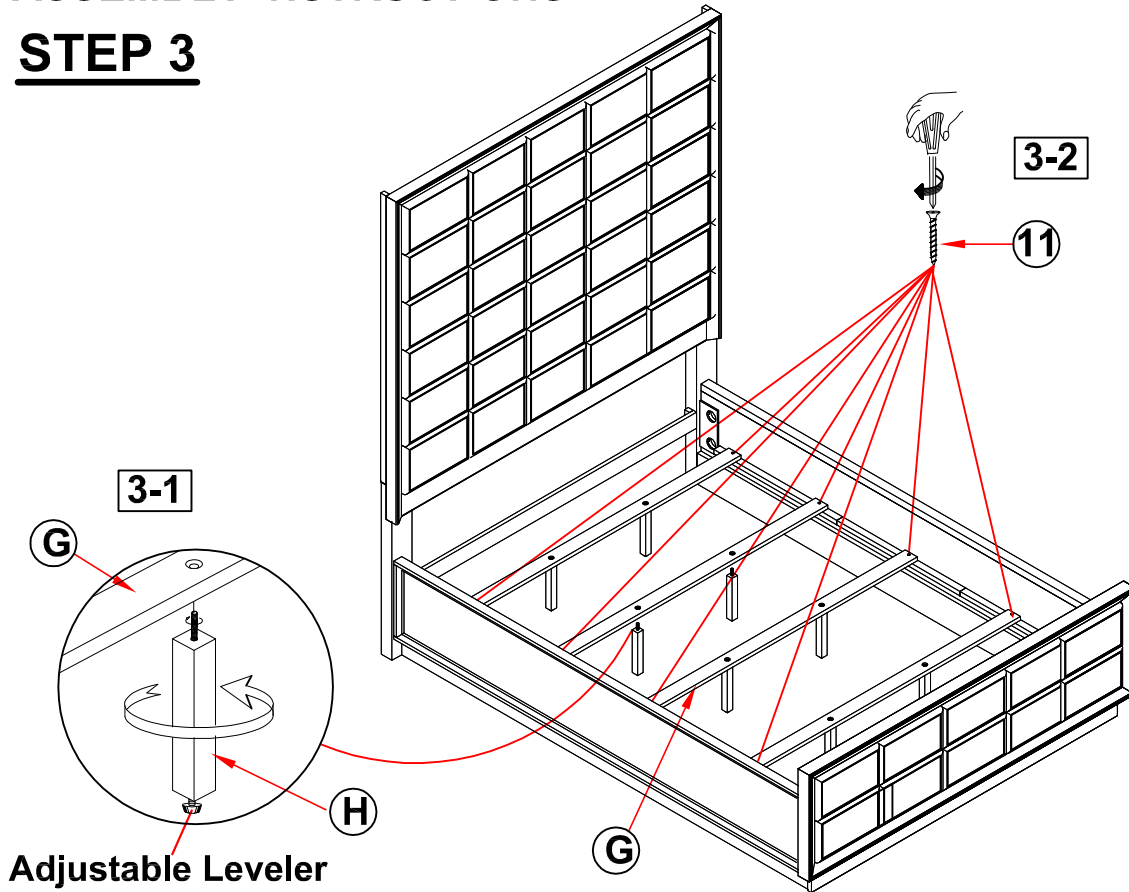
### STEP 2




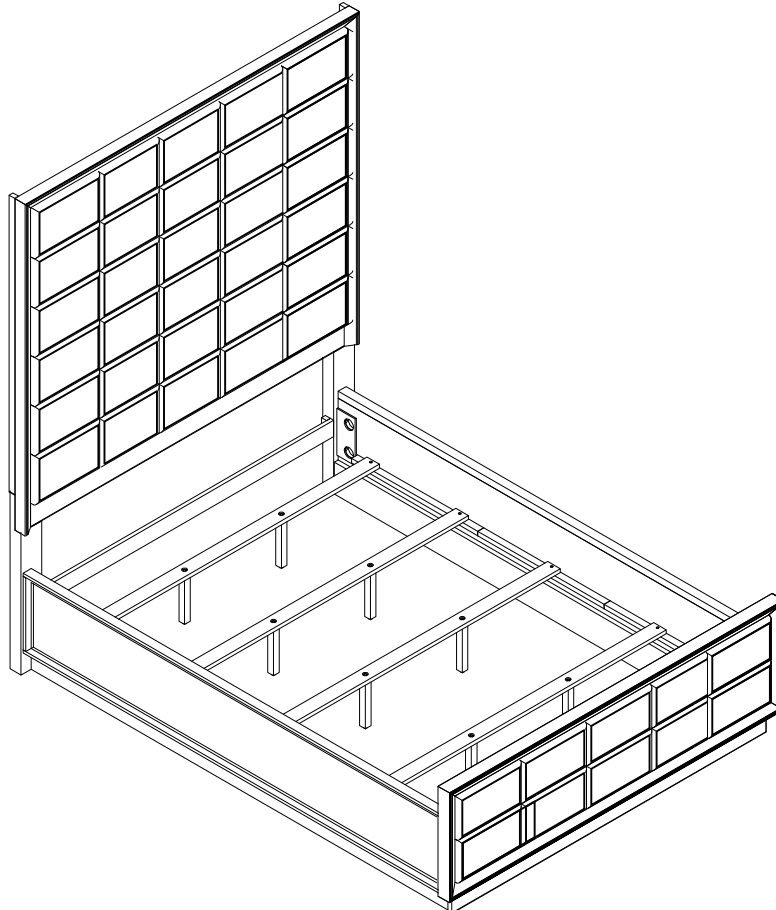
ITEM: 223261KE (B1-B3)

**ASSEMBLY INSTRUCTIONS**

**STEP 3**



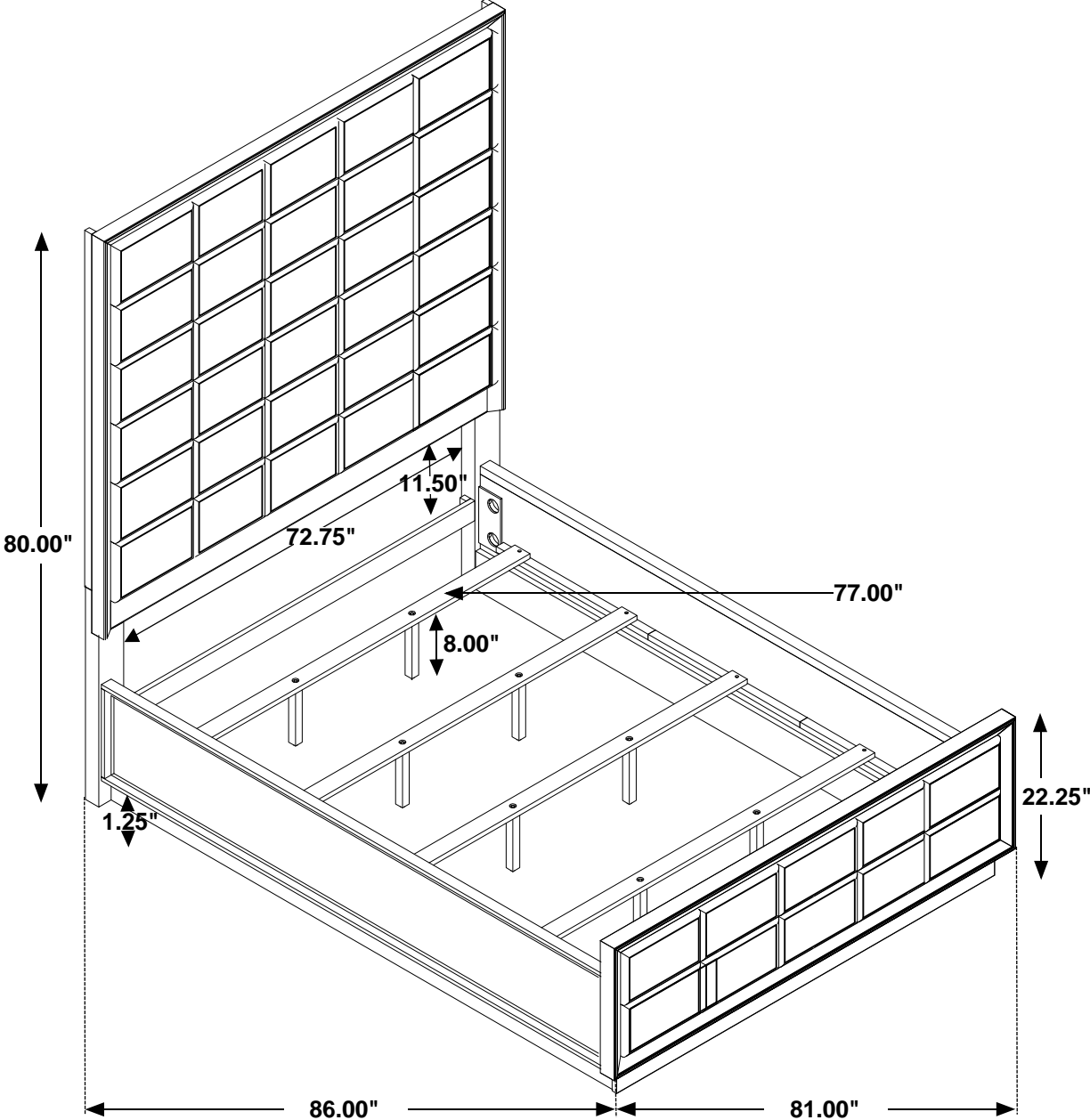
**STEP 4**  
**COMPLETE**



ITEM: 223261KE (B1-B3)



Inner Size: 77.00"W X 81.50"D



Note: Dimension tolerance  $\pm 5\%$