

LIVING SPACES

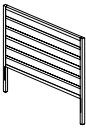
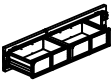





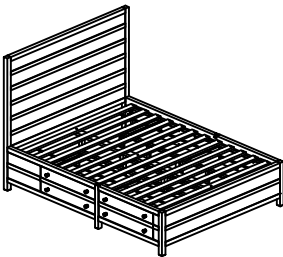

OWNER'S MANUAL

ROWAN MINERAL QUEEN STORAGE BED
LIVING SPACES SKU : 292534 / 292539 / 292540 / 292533
VENDOR ITEM NO. : 7TKAL5BH / 7TKAL5FB / 7TKAD5RS









Scan QR code to view assembly video

ASSEMBLY PARTS LIST

BOX 1 (SKU 292539) Headboard				BOX 3 (SKU 292533) Storage Side Rail - Slat Roll			
SKU #	IMAGE	DESCRIPTION	QUANTITY	SKU #	IMAGE	DESCRIPTION	QUANTITY
292539		HEADBOARD	1	292533-1		LEFT STORAGE SIDE RAIL	1
BOX 2 (SKU 292540) Footboard				292533-2		RIGHT STORAGE SIDE RAIL	1
				292533-3		SLAT ROLL	1
				7TKABPCS57		CENTER SLAT SUPPORT	1
				7TKABPLS		CENTER SUPPORT LEG	4
				7TKABPDSL		DRAWER SUPPORT LEG	4
FULLY ASSEMBLED 				HARDWARE KIT PACKED IN BOX 3 SKU : 7TZZBPHWS			
				7TZZBPHWS		WOOD SCREW (4x30mm)	27

PRE-ASSEMBLED PARTS LIST

SKU #	IMAGE	DESCRIPTION	SKU #	IMAGE	DESCRIPTION
7TZZBPDG		DRAWER GLIDE SET	7TZZBPFC		FOOT CAP
7TKACPKB		KNOB	7TZZCPLV		SUPPORT LEG LEVELER
7TZZBPSB		SIDE RAIL BRACKET (SET OF 2)	7TZZL5SL		INDIVIDUAL SLAT

LIVING SPACES

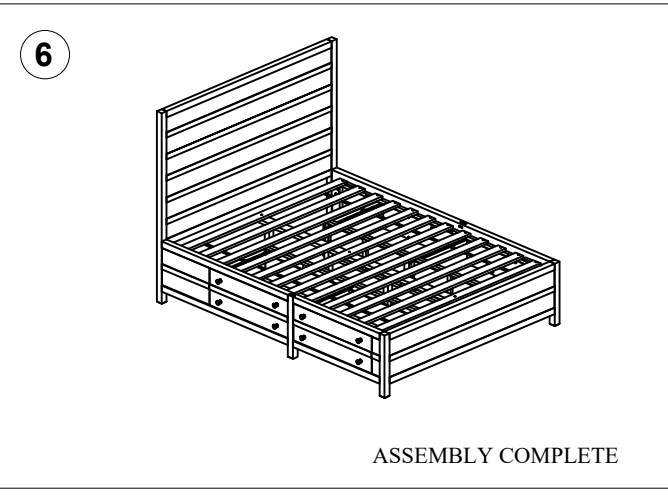
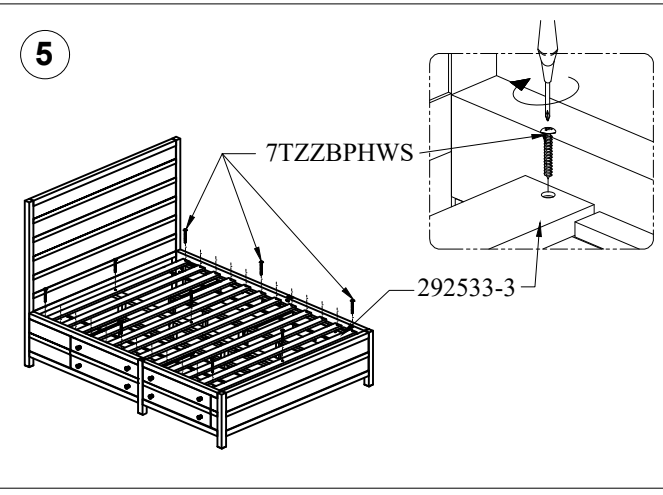
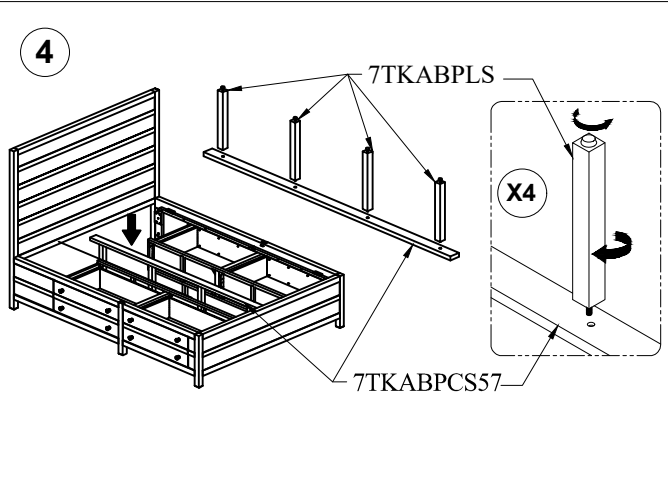
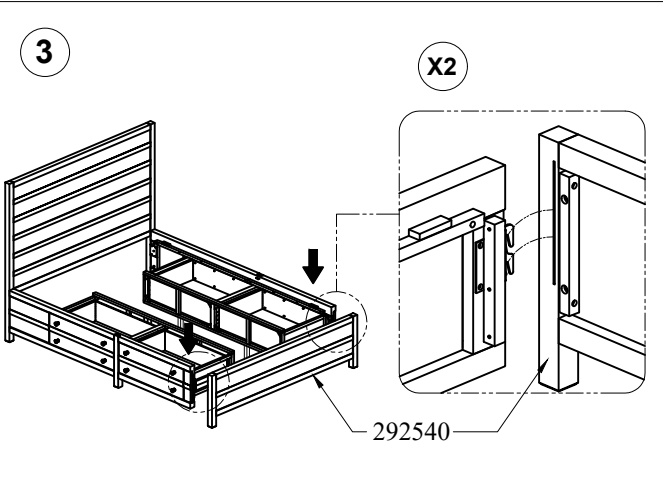
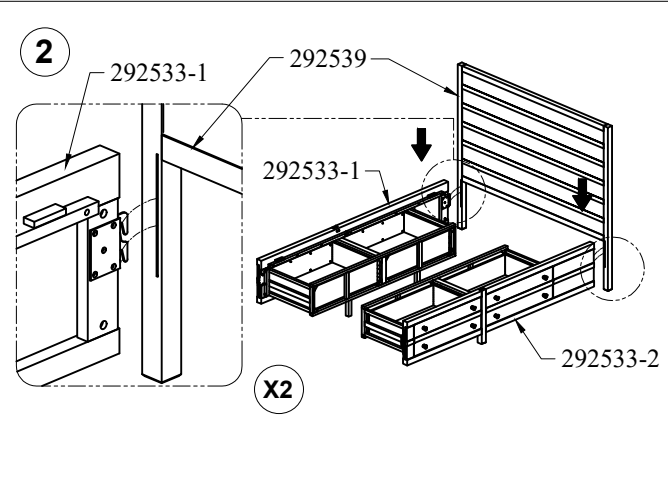
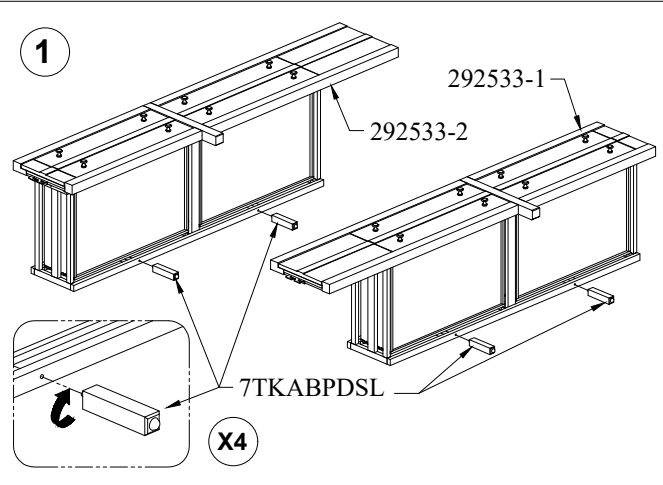
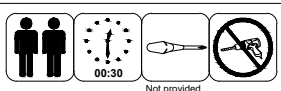
OWNER'S MANUAL

ROWAN MINERAL QUEEN STORAGE BED
LIVING SPACES SKU : 292534 / 292539 / 292540 / 292533
VENDOR ITEM NO. : 7TKAL5BH / 7TKAL5FB / 7TKAD5RS



Scan QR code to view assembly video

ASSEMBLY INSTRUCTIONS



LIVING SPACES

OWNER'S MANUAL

ROWAN MINERAL QUEEN STORAGE BED
LIVING SPACES SKU : 292534 / 292539 / 292540 / 292533
VENDOR ITEM NO. : 7TKAL5BH / 7TKAL5FB / 7TKAD5RS



Scan QR code to view assembly video



WARNING:

- Maximum distributed load capacity: 800 lbs.
- Storage drawer capacity: 50 lbs. per drawer.
- Standing or jumping on this product may result in damage or injury.

ROUTINE MAINTENANCE:

Periodically check that support legs are in place and are applying equal upward pressure on the bed frame. To adjust support legs, turn levelers counterclockwise to extend, clockwise to retract.

Periodically check all fittings and tighten if necessary, as they can loosen over time.

Always remove box spring and mattress before moving the bed. Lift the bed when moving it. Dragging the bed can damage the center support. Readjust levelers after moving the bed.

CARE AND CLEANING:

SOLID WOOD FURNITURE: Congratulations on purchasing this handcrafted solid wood furniture product. Please keep in mind that wood is sensitive to changes in humidity. As the weather changes so does the relative humidity in your home and the moisture content of your solid wood furniture. We have taken every precaution to stabilize the lumber used to build this product. Still, you may observe plank movement or small cracks as the seasons change, particularly during the first 6-12 months of ownership. This is normal for solid wood furniture and will not affect the performance or longevity of this product.

Dust frequently with a clean, damp, lint-free cloth. Frequent dusting will remove abrasive build-up which can damage a finish over time. Avoid using oily polishes or waxes. Avoid exposing your furniture to strong sunlight. Prolonged exposure to direct sunlight can fade the finish of your furniture. Do not expose your furniture to any liquids. Never allow water to sit on your furniture. Do not place hot items on top of surface, always use a mat or other protector. Alcohol, nail polish and perfume are also dangerous, as they can dissolve the furniture finish on contact and may require professional repairs.