



## ASSEMBLY INSTRUCTIONS COASTER FINE FURNITURE



*Fine Furniture for every stage of life*

107283  
DINING CHAIR

REVISION 0:12/23/2016  
REVISION 1:05/20/2019  
REVISION 2:11/30/2019  
REVISION 3:12/14/2019

PAGE 1 OF 4

COASTERFURNITURE.COM

ITEM : 107283



# ASSEMBLY INSTRUCTIONS

## ASSEMBLY TIPS:

- 1.Remove hardware from box and sort by size.
- 2.Please check to see that all hardware and parts are present prior to stat of assemblu.
- 3.Please follow attached instructions in the same sequence as numbered to assure fast & easy assembly.







### WARNING !

- 1.Don't attempt to repair or modify parts that are broken of defective. Please contact the store immediately.
- 2.This product is for home ues only and not intended for commercial establishments.







ASSEMBLY TIME 20 MINUTES

## PARTS IDENTIFICATION

A		BACK AND SEAT	1PC
B		FRONT LEG	2PCS
C		BACK RIGHT LEG	1PC
D		BACK LEFT LEG	1PC

## HARDWARE IDENTIFICATION

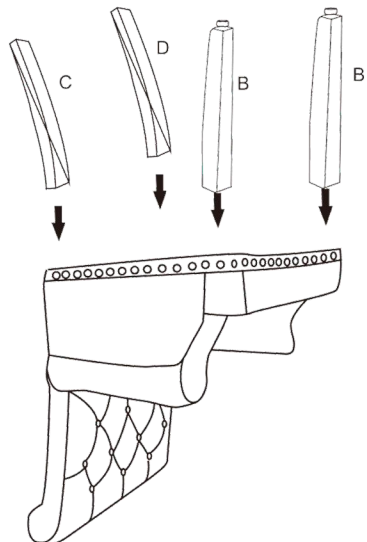
1	SHORT BOLT		M8*60	8pcs
2	ALLEN KEY		M8	1pc
3	LOCK WASHER			8pcs
4	FLAT WASHER			8pcs

ITEM: 107283

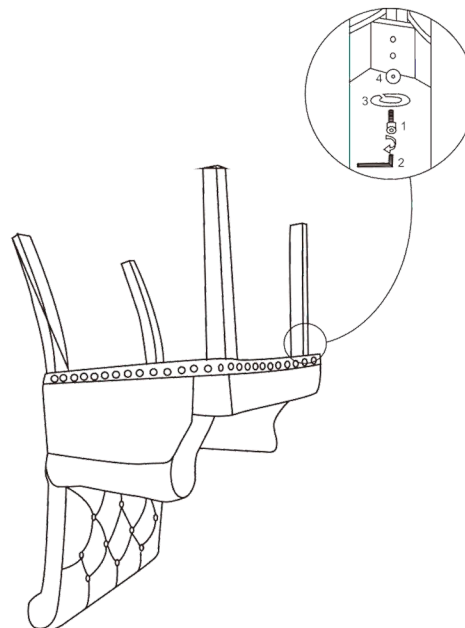


# ASSEMBLY INSTRUCTIONS

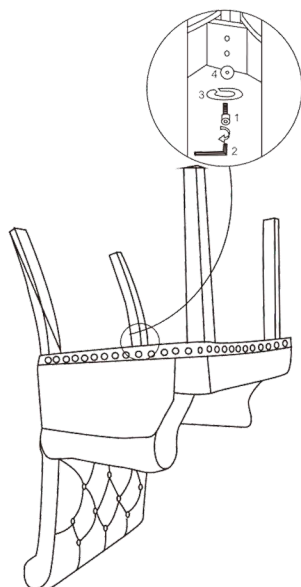
## STEP1





## STEP2



## STEP3



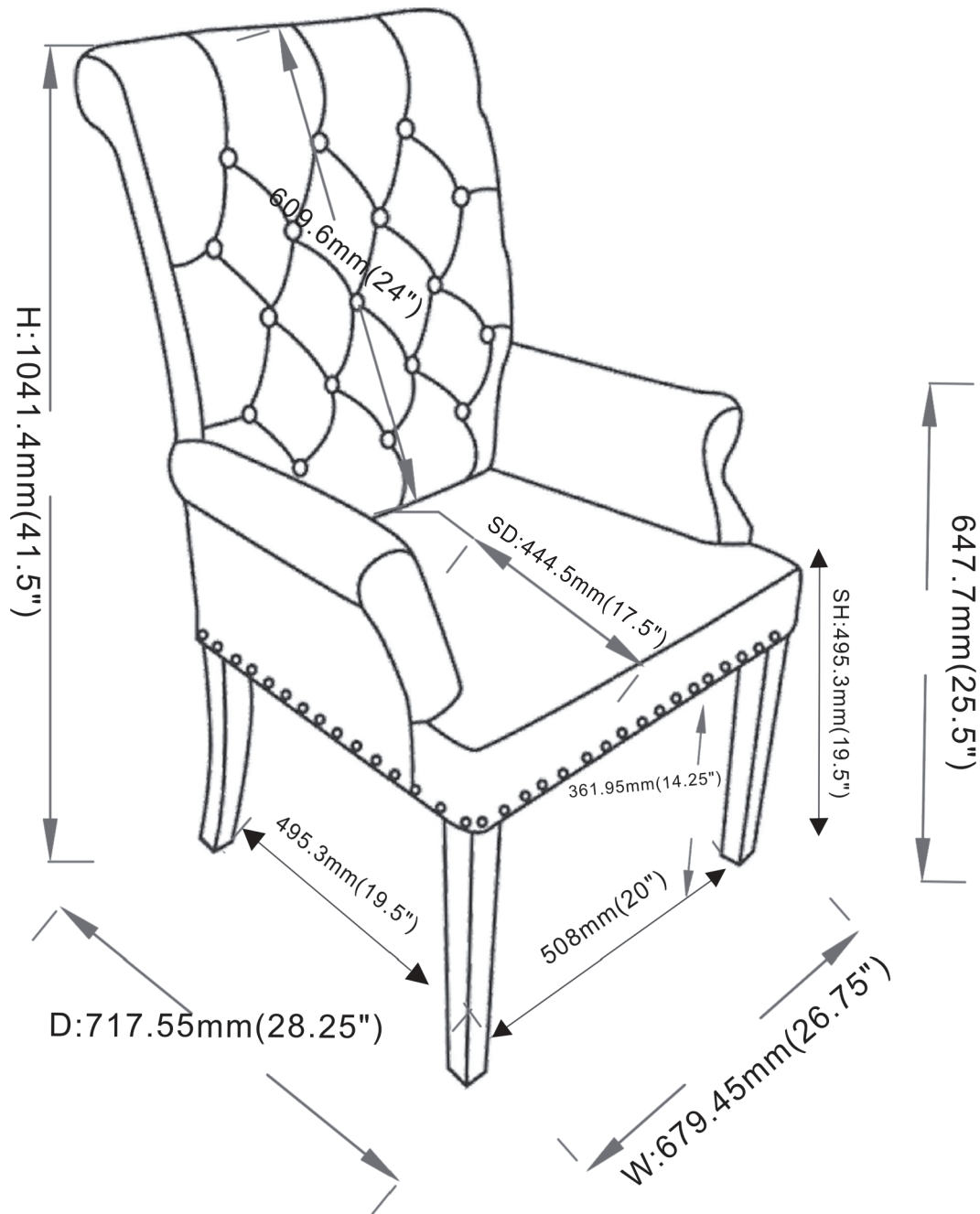
## STEP4



ITEM: 107283



# ASSEMBLY INSTRUCTIONS



Note: Dimension tolerance  $\pm 5\%$