


ASSEMBLY INSTRUCTIONS
COASTER FINE FURNITURE



Fine Furniture for every stage of life

105351
Dining Table

ITEM: 105351



ASSEMBLY INSTRUCTIONS


ASSEMBLY TIPS :

1. Remove hardware from box and sort by size.
2. Please check to see that all hardware and parts are present prior to start of assembly.
3. Please follow attached instructions in the same sequence as numbered to assure fast & easy assembly.



WARNING !

1. Don't attempt to repair or modify parts that are broken or defective. Please contact the store immediately.
2. This product is for home use only and not intended for commercial establishments.

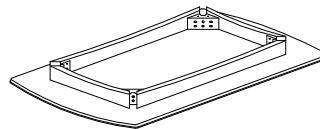


ASSEMBLY TIME

15 MINUTES

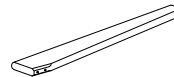
PARTS IDENTIFICATION

A TOP



1PC

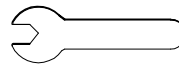
B LEG



4PCS

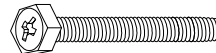
HARDWARE IDENTIFICATION

1 WRENCH
(12.8mm - RBW)



1PC

2 HEX BOLT
(M8 x 60mm - SILVER)



8PCS

3 LOCK WASHER
(5/16" - RBW)



8PCS

4 FLAT WASHER
(5/16" - RBW)



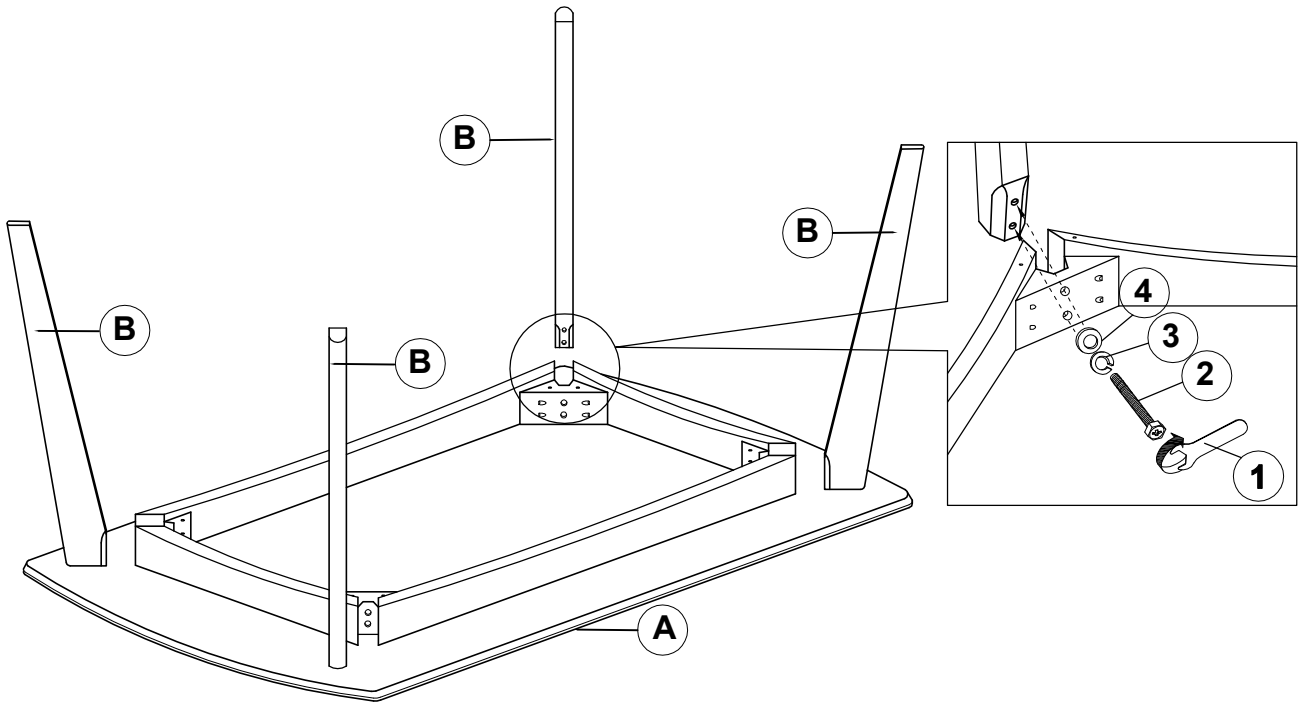
8PCS

ITEM: **105351**

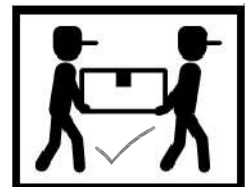

ASSEMBLY INSTRUCTIONS



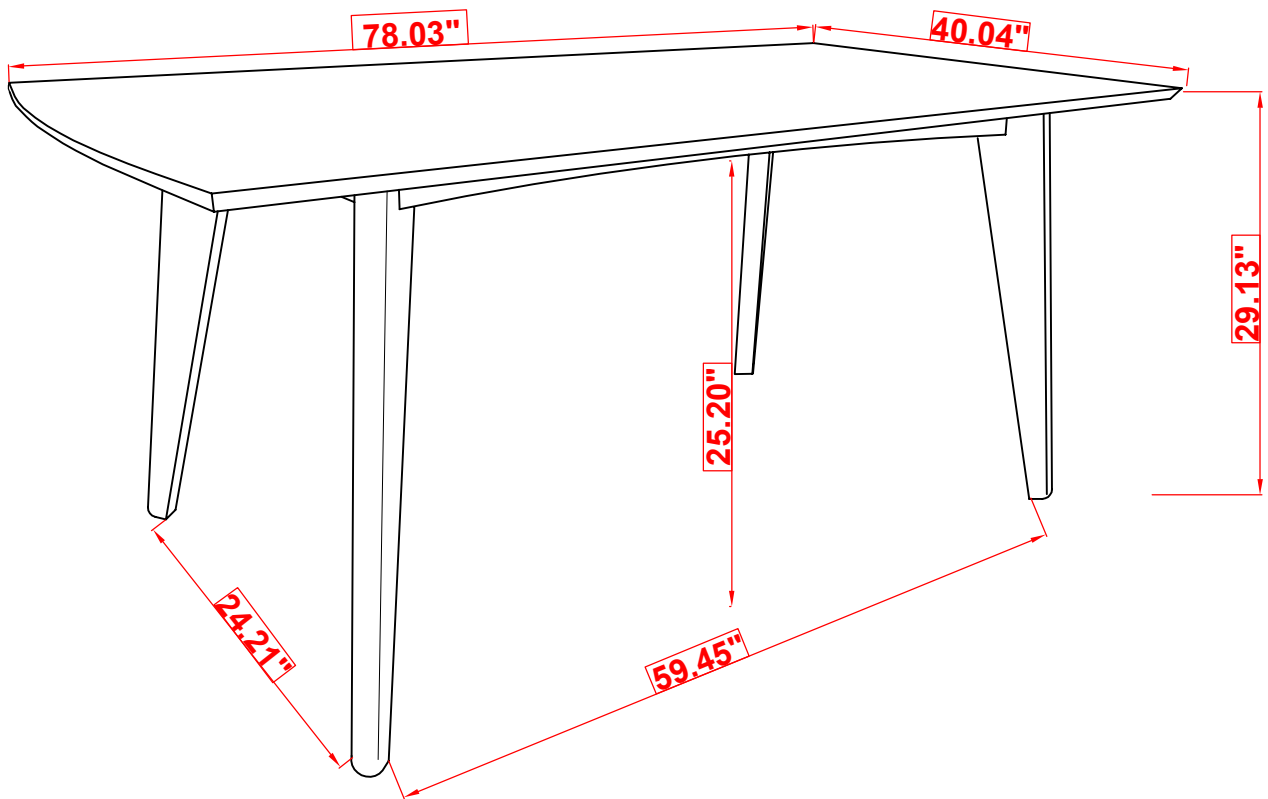
STEP 1



STEP 2
COMPLETE



ITEM: **105351**



Note : Dimension tolerance $\pm 5\%$