

ASSEMBLY INSTRUCTIONS COASTER FINE FURNITURE



Fine Furniture for every stage of life

110322
Dining Chair

ITEM: **110322**

ASSEMBLY INSTRUCTIONS




ASSEMBLY TIPS:

1. Remove hardware from box and sort by size.
2. Please check to see that all hardware and parts are present prior to start of assembly.
3. Please follow attached instructions in the same sequence as numbered to assure fast & easy assembly.



WARNING !

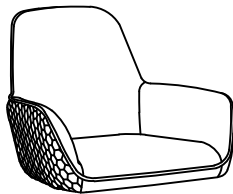
1. Don't attempt to repair or modify parts that are broken or defective. Please contact the store immediately.
2. This product is for home use only and not intended for commercial establishments.



ASSEMBLY TIME 15 MINUTES


PARTS IDENTIFICATION

A. SEAT AND
BACK



1PC

B. BASE



1PC

HARDWARE PACKAGE

1. ALLEN WRENCH
(Ø1/4"*58mm-SILVER)



1PC

2. LONG BOLT
(Ø1/4"*25mm-SILVER)



2PCS

3. SHORT BOLT
(Ø1/4"*15mm-SILVER)



2PCS

4. FLAT WASHER
(Ø16mm-SILVER)



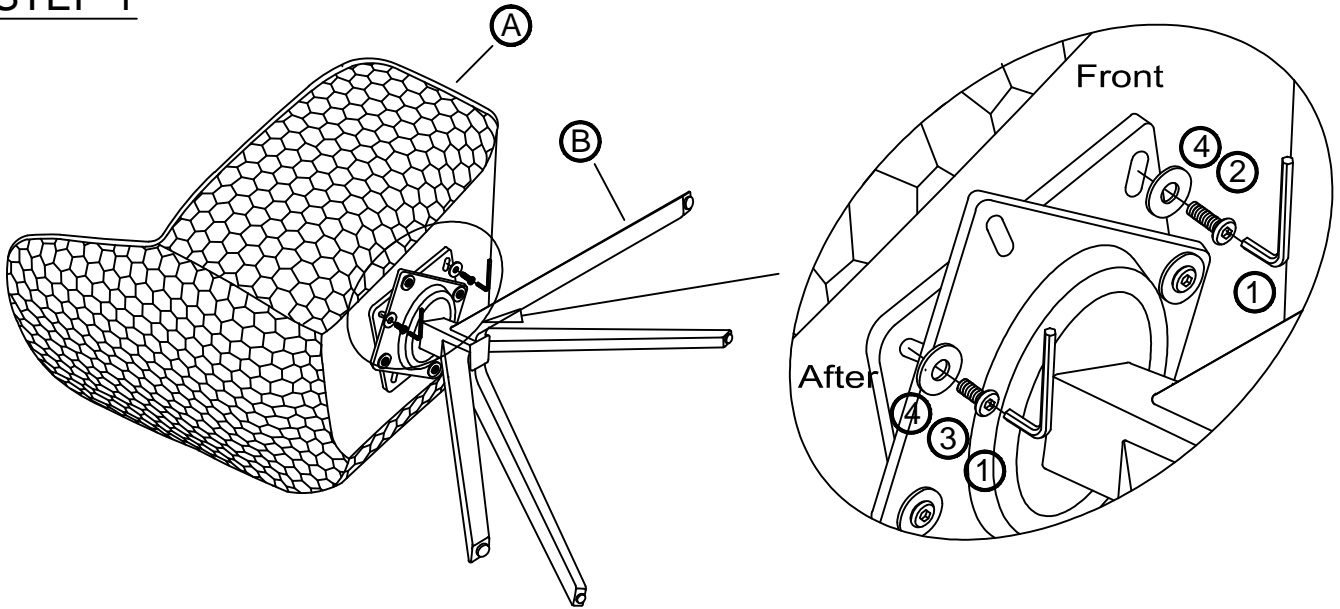
4PCS

ITEM: **110322**

ASSEMBLY INSTRUCTIONS



STEP 1



STEP 2

