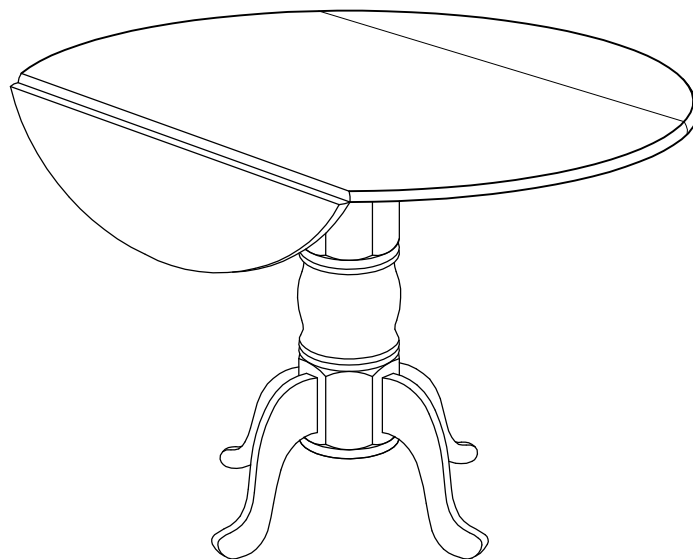


ASSEMBLY INSTRUCTIONS
COASTER FINE FURNITURE



Fine Furniture for every stage of life

4241(B1&B2)
Dining Table

REVISION 0: 06/15/2006
REVISION 1: 12/19/2011
REVISION 2: 09/20/2014
REVISION 3: 05/04/2016
REVISION 4: 11/30/2020

ITEM: 4241(B1&B2)



ASSEMBLY INSTRUCTIONS

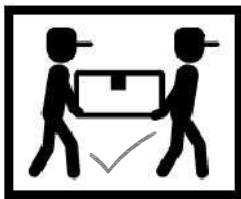
ASSEMBLY TIPS :

1. Remove hardware from box and sort by size.
2. Please check to see that all hardware and parts are present prior to start of assembly.
3. Please follow attached instructions in the same sequence as numbered to assure fast & easy assembly.



WARNING !

1. Don't attempt to repair or modify parts that are broken or defective. Please contact the store immediately.
2. This product is for home use only and not intended for commercial establishments.



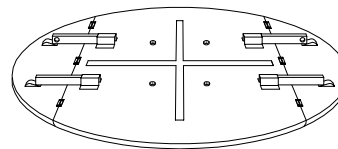
ASSEMBLY TIME

35 MINUTES

PARTS IDENTIFICATION

B1 (BOX1)

AN TOP



1PC

B2 (BOX2)

BN EMPIRE COLUMN



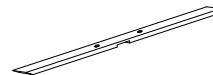
1PC

CN EMPIRE LEG



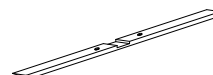
4PCS

DN1 UPPER MOUNTING BAR



1PC

DN2 LOWER MOUNTING BAR



1PC

ITEM: 4241(B1&B2)

ASSEMBLY INSTRUCTIONS



ASSEMBLY TIPS :

1. Remove hardware from box and sort by size.
2. Please check to see that all hardware and parts are present prior to start of assembly.
3. Please follow attached instructions in the same sequence as numbered to assure fast & easy assembly.













WARNING !

1. Don't attempt to repair or modify parts that are broken or defective. Please contact the store immediately.
2. This product is for home use only and not intended for commercial establishments.

HARDWARE IDENTIFICATION

Z-B2 (BOX2) - HARDWARE PACK IS LOCATED IN 4241 (B2)

1	WRENCH (12.8mm - RBW)		1PC
2	ALLEN WRENCH (M4 x 63mm - BLK)		1PC
3	BOLT (M6 x 40mm- RBW)		4PCS
4	SMALL LOCK WASHER (1/4" - BLK)		4PCS
5	SMALL FLAT WASHER (M6 x 13mm - RBW)		4PCS
6	HEX NUT (5/16" - RBW)		8PCS
7	BIG LOCK WASHER (5/16" - RBW)		8PCS
8	BIG FLAT WASHER (5/16" - RBW)		8PCS
9	LEVELER (M6 x 24mm - BLK)		4PCS
10	PAN HEAD SCREW (M4 x 32mm - BLK)		8PCS

NOTE :

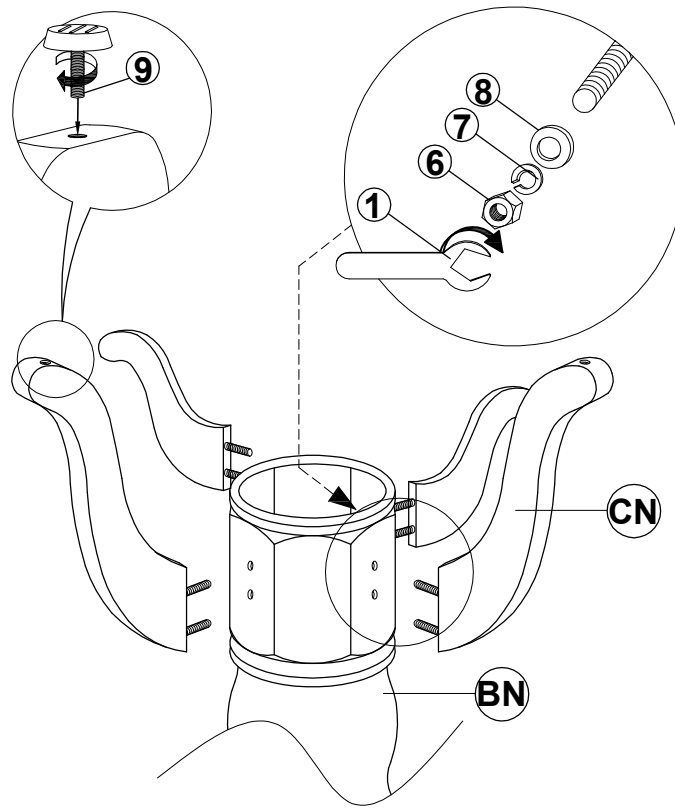
Phillips head screw driver is required in the assembly process ; However, manufacturer does not provide this item.

ITEM: 4241(B1&B2)

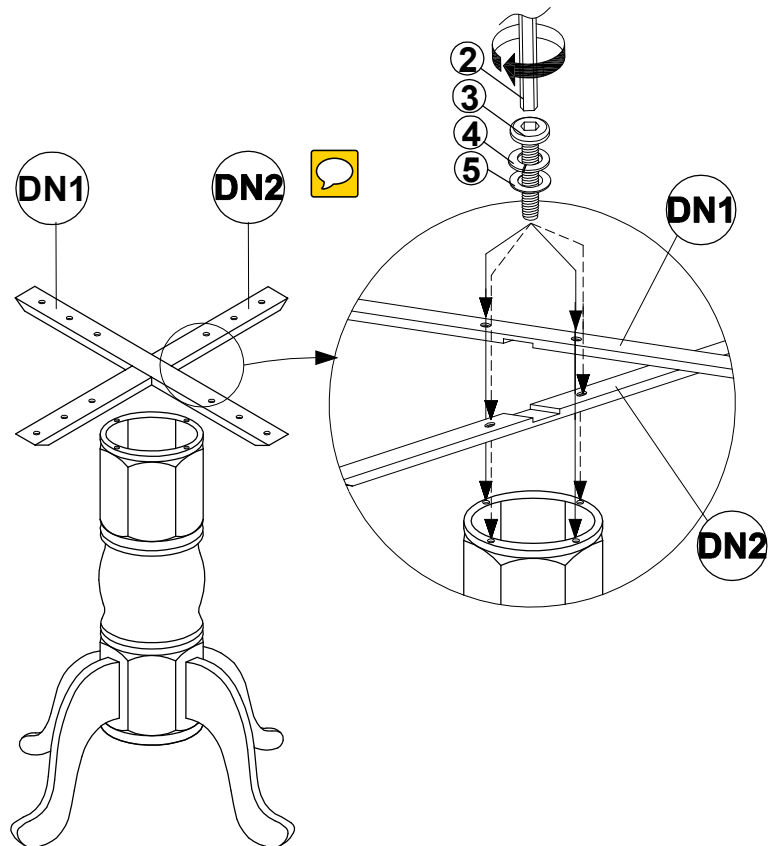


ASSEMBLY INSTRUCTIONS

STEP 1



STEP 2

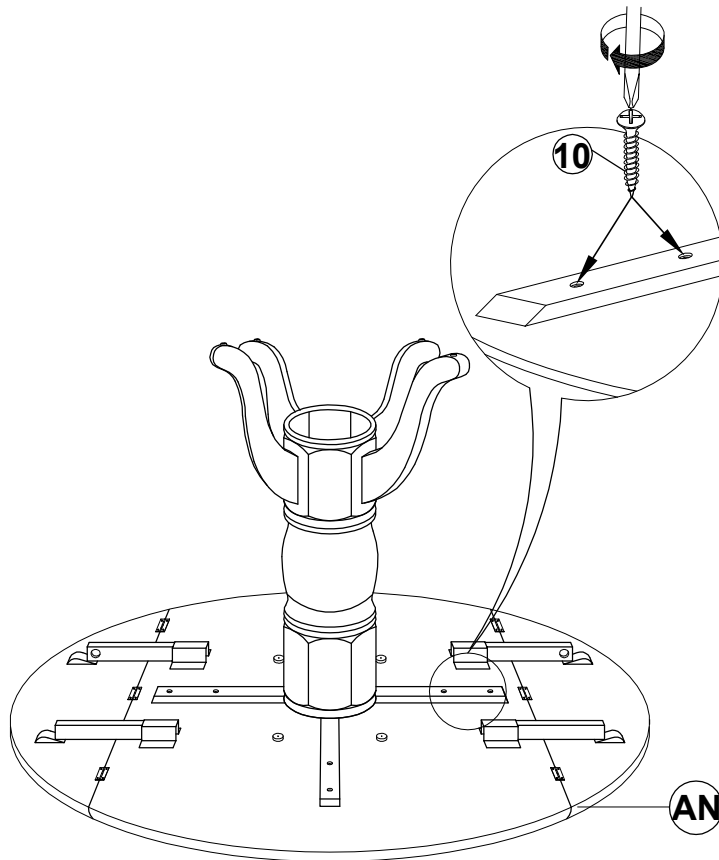


ITEM: **4241(B1&B2)**

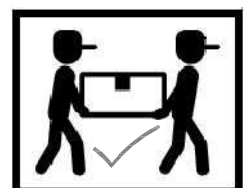
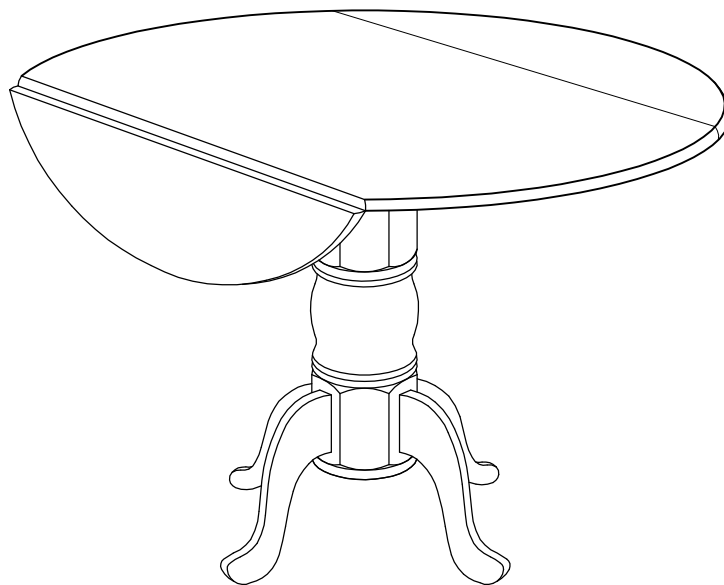


ASSEMBLY INSTRUCTIONS

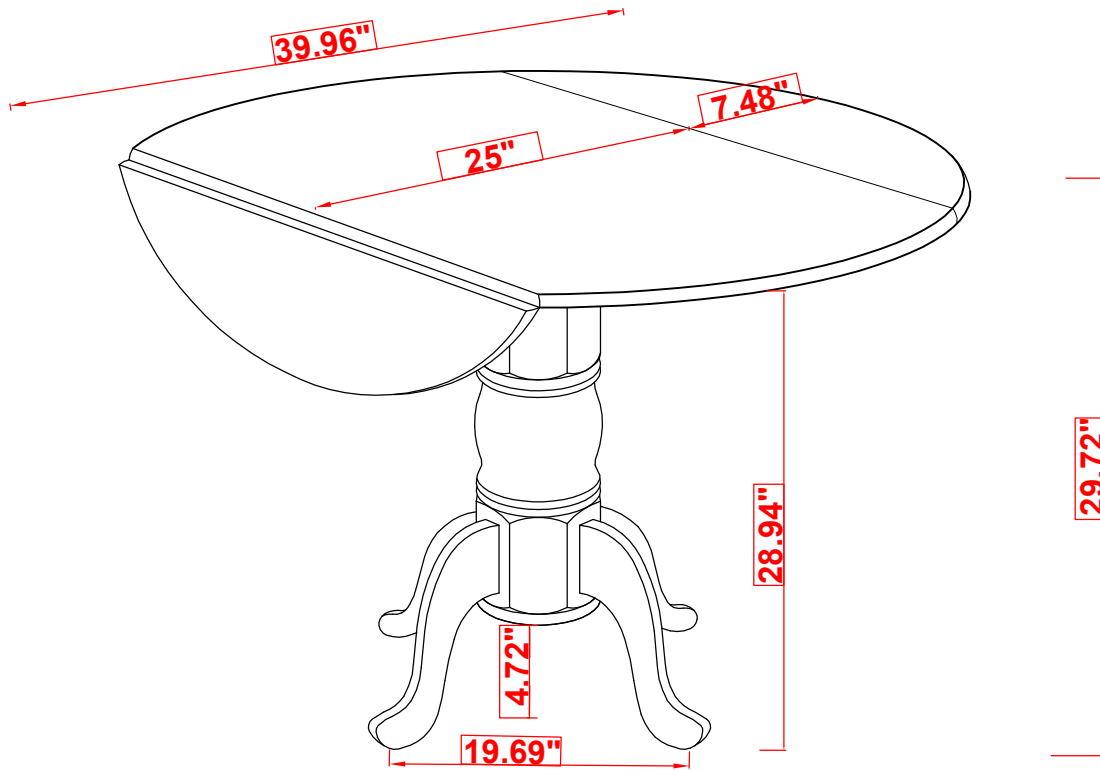
STEP 3



STEP 4
COMPLETE



ITEM: **4241(B1&B2)**



Note : Dimension tolerance $\pm 5\%$