


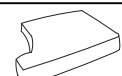
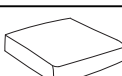
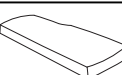






EMERY CHIFFON SOFA WITH REVERSIBLE CHAISE

284080

Assembly instructions:

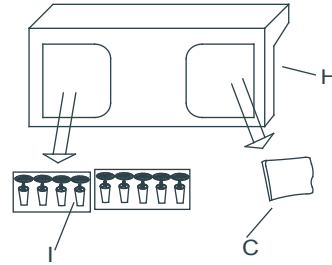
PARTS LIST

| No. | DESCRIPTION | IMAGE | Q'TY |
|-----|-------------------------------|---|------|
| A | LEFT BACK |  | 1 |
| B | MIDDLE BACK |  | 1 |
| C | RIGHT BACK |  | 1 |
| D | LEFT SEAT |  | 1 |
| E | MIDDLE SEAT |  | 1 |
| F | REVESIBLE CHAISE SEAT CUSHION |  | 1 |
| G | CHAISE OTTMAN SEAT |  | 1 |
| H | SOFA SEAT |  | 1 |
| I | LEG |  | 9 |
| J | PILLOW |  | 2 |

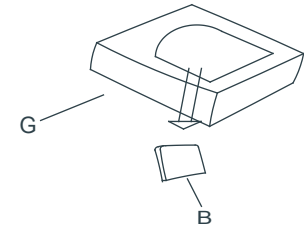
NOTE: PO # is located underneath/ at the back side of each item. Please be prepared to provide this # should any claim be necessary.

CAUTION: Item is heavy. Assembly should be performed by two people.

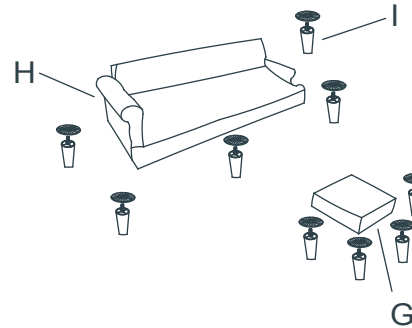
1



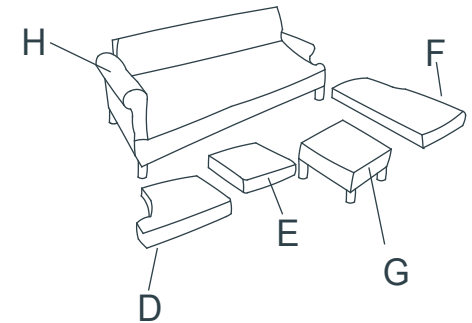
2



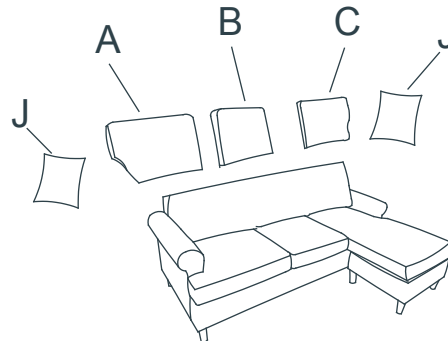
3




4



5



6



SEMBLED COMPLETED