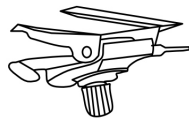



Assembly Instructions Dirk High Back Office Chair



A (1 pc)



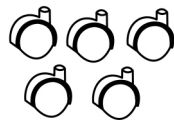
B (1 pc)



C (1 pc)



D (1 pc)



E (5 pcs)



F (4 pcs)
M8-1.25 x 15mm

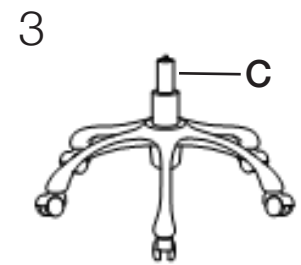
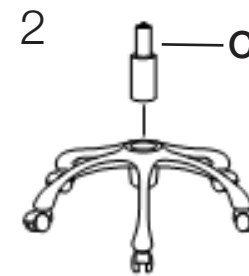
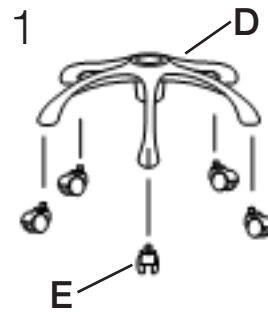


G (4 pcs)

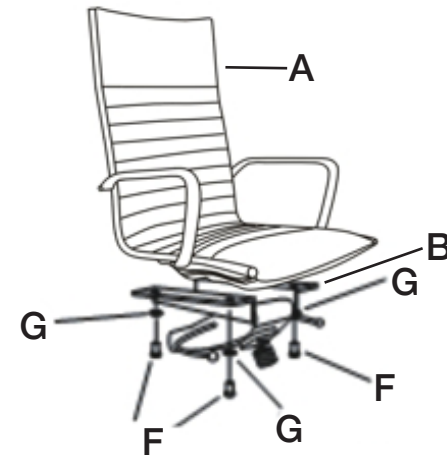


H (1 pc)

During assembly, hand tighten screws only. When all screws are in place, then tighten completely.



4



5



6



PLEASE NOTE: Check that you have received all components and hardware before assembling. If you are missing any parts, contact your retailer, or fax Euro Style at 415.455.8033.