



LIVING SPACES

ASSEMBLY INSTRUCTION

JOREN HIGH CHEST W4 DRAWERS

100 x 45 x 104 cm

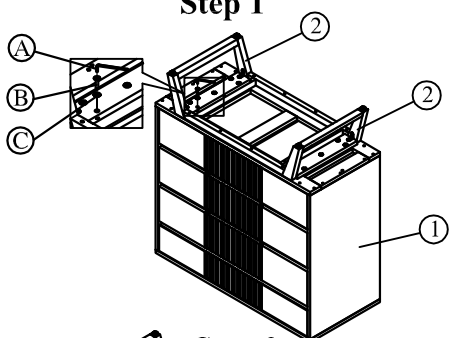
LS SKU # 281441

CAUTION: PLEASE READ ALL INSTRUCTIONS BEFORE STARTING THE ASSEMBLY OF THIS PRODUCT. THESE PIECES ARE HEAVY. IN ORDER PREVENT PERSONAL INJURY AND ENSURE THAT THIS PRODUCT IS NOT DAMAGED DURING THE ATTENTION: ASSEMBLY PROCESS, IT IS STRONGLY RECOMMENDED THAT YOU ENLIST THE ASSISTANCE OF ONE OR MORE PEOPLE.

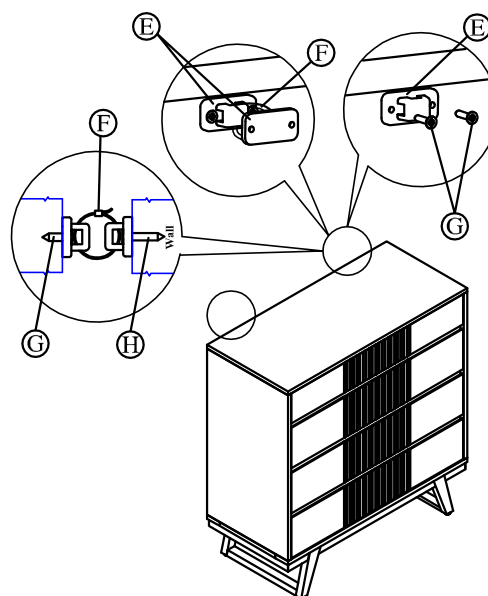
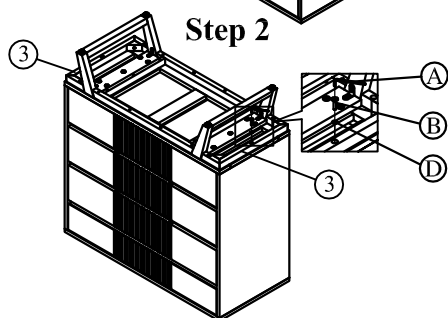
ATTENTION: VEUILLEZ LIRE TOUTES LES INSTRUCTIONS AVANT DE COMMENCER L'ASSEMBLAGE DE CE PRODUIT. LES PENDANT L'ASSEMBLAGE, POUR EUVITER BLESSURE ET POUR QUE LE PAS ENDOMMAGE CUIDADO OR DE LEER VOUS RECOMMANDONS DE FAIRE APPEL UN AUTRES PERSONNES.

CUIDADO: FAVOR DE LEER TODAS LAS INSTRUCCIONES ANTES DE ENSAMBLAR SU PRODUCTO. ESTAS PIEZAS SON PESADAS. PARA PREVENIR HERIDAS PERSONALES Y ASEGURAR QUE SU PRODUCTO NO SEA DAÑADO MIENTRAS ES ENSAMBLADO. SE LE RECOMIENDA LA ASISTENCIA DE UNA O MAS PERSONAS.

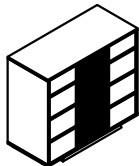


Step 1











Step 2



LIST OF PARTS AND HARDWARE

No.	Description	Q'ty
1	 Main body	1
2	 Leg	2
3	 Leg frame	2

LIST OF PARTS AND HARDWARE

No.	Description	Q'ty
A	 Allen Key 4mm	1
B	 Bolt M6x30mm	16
C	 Washer Ø8x18mm	10
D	 Washer Ø6x12mm	6
E	 Bracket	4
F	 Tie	2
G	 Screw Ø4x20mm	4
H	 Screw Ø4x35mm	4



ANTI- TIP ASSEMBLY INSTRUCTIONS

JOREN HIGH CHEST W 4 DRAWERS
LS SKU # 281441



⚠ WARNING	
	<p>Children have died from furniture tipover. To reduce the risk of furniture tipover:</p> <ul style="list-style-type: none">• ALWAYS install tipover restraint provided.• NEVER put a TV on this product.• NEVER allow children to stand, climb or hang on drawers, doors, or shelves.• NEVER open more than one drawer at a time.• Place heaviest items in the lowest drawers. <p><i>This is a permanent label. Do not remove!</i></p>

ASSEMBLY INSTRUCTIONS:

1. Remove hardware from box and sort by size.
2. Please check to see that all hardware and parts are present prior to start of assembly.
3. Please follow the attached instructions in the same sequence as numbered to ensure fast and easy assembly.
4. DO NOT ATTEMPT to repair or modify parts that are broken or defective. Please contact the store immediately.
5. This product is for home use only and not intended for commercial establishments.
6. Two or more people assembly required.
7. Approximate assembly time: 30 minutes.
8. All component parts and fittings are contained in the box.
9. Please sort all parts before beginning assembly.
10. We STRONGLY RECOMMEND that you ANCHOR this product.
11. Toppling furniture can cause serious injuries and death.
12. This product has not been fitted with an anchor strap, therefore to prevent your furniture from tipping forward, it is strongly recommended that you securely attach this product to a wall or other solid surfaces with the anchor straps and hardware provided.