



# ASSEMBLY INSTRUCTION

JOREN CHEST OF DRAWERS

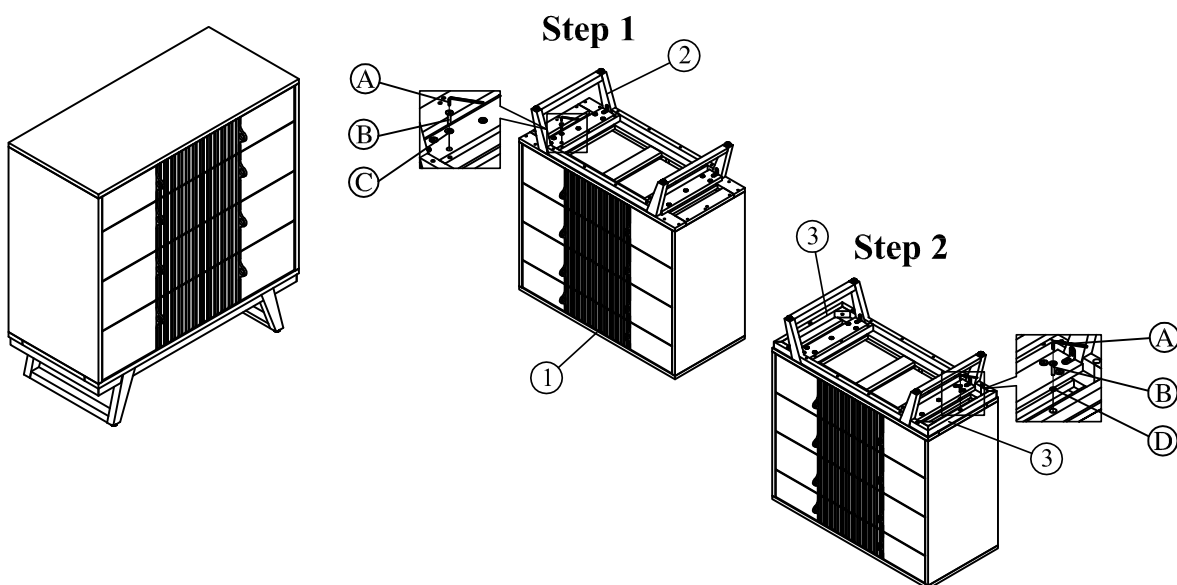
100 x 45 x 107 cm

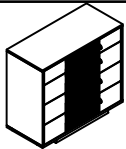


LS SKU# 281441





**CAUTION:** PLEASE READ ALL INTRUCTIONS BEFORE STARTING THE ASSEMBLY OF THIS PRODUCT. THESE PIECES ARE HEAVY. IN ORDER PREVENT PERSONAL INJURY AND ENSURE THAT THIS PRODUCT IS NOT DAMAGED DURING THE ATTENTION: ASSEMBLY PROCESS, IT IS STRONGLY RECOMMENDED THAT YOU ENLIST THE ASSISTANCE OF ONE OR MORE PEOPLE.

**ATTENTION:** VEUILLEZ LIRE TOUTES LES INSTRUCTIONS AVANT DE COMMENCER L'ASSEMBLAGE DE CE PRODUIT. LES PENDANT L'ASSEMBLAGE, POUR EUVITER BLESSURE ET POUR QUE LE PAS ENDOMMAGE CUIDADO OR DE LEER VOUS RECOMMANDONS DE FAIRE APPEL UN AUTRES PERSONNES.

**CUIDADO:** AVOR DE LEER TODAS LAS INSTRUCCIONES ANTES DE ENSAMBLAR SU PRODUCTO. ESTAS PIEZAS PESADAS. PARA PREVENIR HERIDAS PERSONALES YASEGURAR QUE SU PRODUCTO NO SEA DANADO MIENTRAS ESENSAMBLADO. LA ASISTENCIA DE UNA O MAUS PERSONAS



LIST OF PARTS AND HARDWARE			
No.	Description		Q'ty
1		Main body	1
2		Leg	2
3		Leg frame	2

LIST OF PARTS AND HARDWARE			
No.	Description		Q'ty
A		Allen Key 4mm	1
B		Bolt M6x30mm	16
C		Washer Ø8x18mm	10
D		Washer Ø6x12mm	6