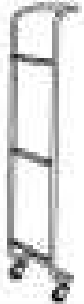





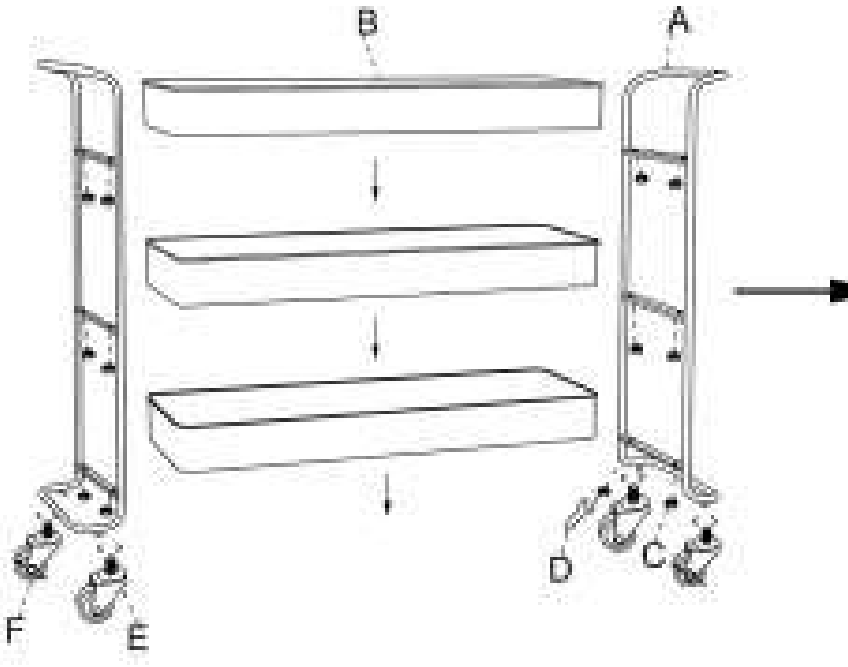



ASSEMBLY INSTRUCTION

ITM#:46441

PART LIST

| | | | | | |
|--|--|--|--|--|--|
|  A |  B |  C |  D |  E |  F |
| 2PCS | 3PCS | 12PCS | 1PC | 2PCS | 2PCS |

| | |
|---|--|
|  |  |
|---|--|