















ASSEMBLY INSTRUCTIONS:

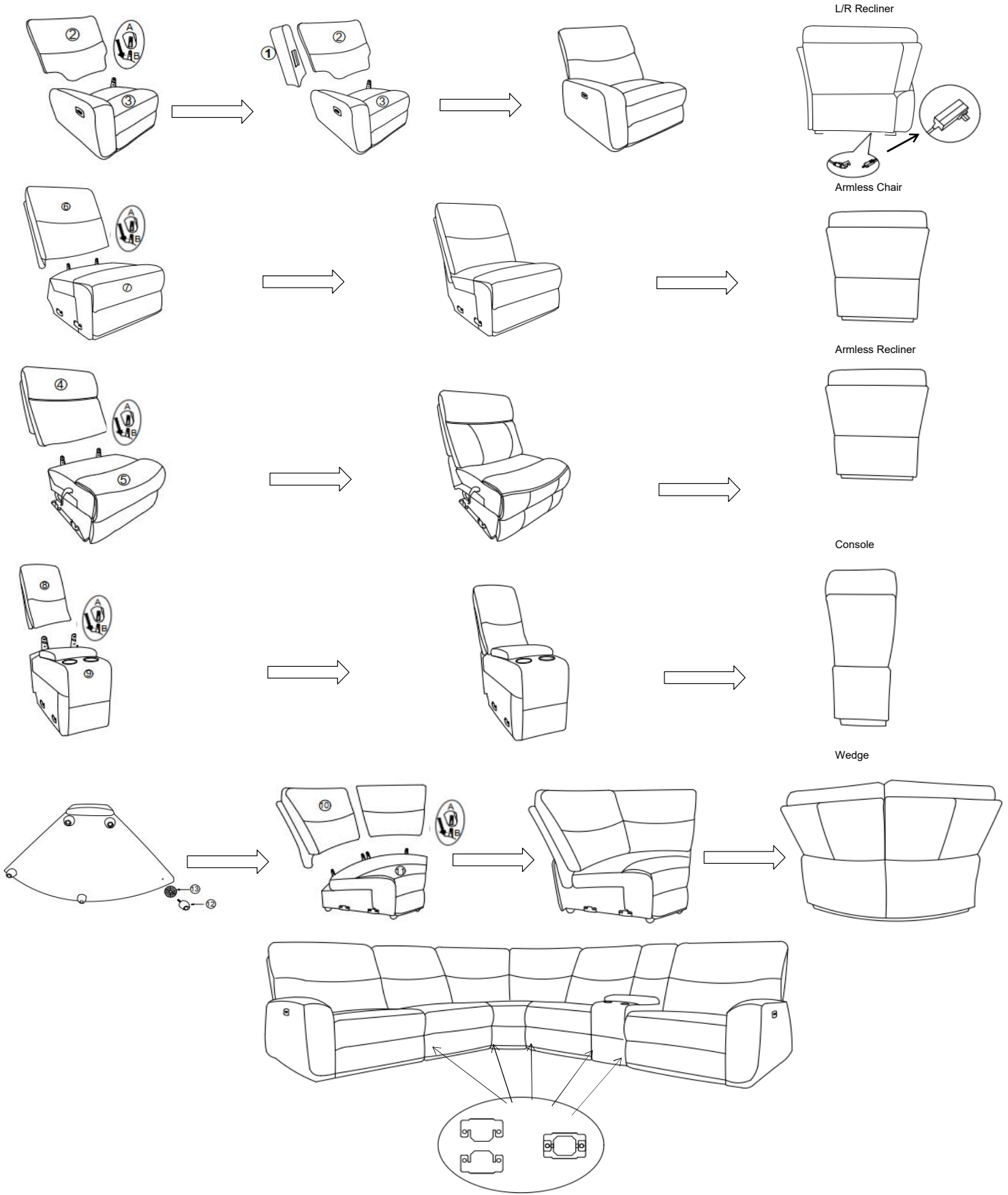
272865 RONAN STEEL LAF POWER RECLINER (U8003B-21L PLUSTL)
 272880 RONAN STEEL ARMLESS RECLINER (U8003B-21A PLUSTL)
 272868 RONAN STEEL WEDGE (U8003B-WO PLUSTL)
 272878 RONAN STEEL ARMLESS CHAIR (U8003B-20A PLUSTL)
 272886 RONAN STEEL STORAGE CONSOLE (U8003B-90T PLUSTL)
 272885 RONAN STEEL RAF POWER RECLINER (U8003B-21R PLUSTL)

272881 RONAN OATMEAL LAF POWER RECLINER (U8003B-21L PLUOAT)
 272879 RONAN OATMEAL ARMLESS RECLINER (U8003B-21A PLUOAT)
 272867 RONAN OATMEAL WEDGE (U8003B-WO PLUOAT)
 272877 RONAN OATMEAL ARMLESS CHAIR (U8003B-20A PLUOAT)
 272866 RONAN OATMEAL STORAGE CONSOLE (U8003B-90T PLUOAT)
 272884 RONAN OATMEAL RAF POWER RECLINER (U8003B-21L PLUOAT)

NO	Picture	Description	L/R Recliner	Armless Chair	Armless Recliner	Wedge	Console
①		Side Back	1 PC	N/A	N/A	N/A	N/A
②		Back	1 PC	N/A	N/A	N/A	N/A
③		Seat	1 PC	N/A	N/A	N/A	N/A
④		Back	N/A	N/A	1 PC	N/A	N/A
⑤		Seat	N/A	N/A	1 PC	N/A	N/A
⑥		Back	N/A	1 PC	N/A	N/A	N/A
⑦		Seat	N/A	1 PC	N/A	N/A	N/A
⑧		Back	N/A	N/A	N/A	N/A	1 PC
⑨		Seat	N/A	N/A	N/A	N/A	1 PC
⑩		Back	N/A	N/A	N/A	2 PCS	N/A
⑪		Seat	N/A	N/A	N/A	1 PC	N/A
⑫		Leg	N/A	N/A	N/A	5 PCS	N/A
⑬		Plastic Washer	N/A	N/A	N/A	5 PCS	N/A
⑭		Transformer	1 PC	N/A	N/A	N/A	N/A

Please follow the assembly sequence as shown below:

- i) Attach the back for each seat appropriately and securely by lining up the latch accordingly.
- ii) Attach the wing for each seat back (left & right) securely.
- iii) Connect the power motor with the power adaptor/transformer (part#14)
- iv) Fasten the legs for the wedge securely.
- v) Connect each of the seat with the interlocking clips.



L/R Recliner

Armless Chair

Armless Recliner

Console

Wedge