











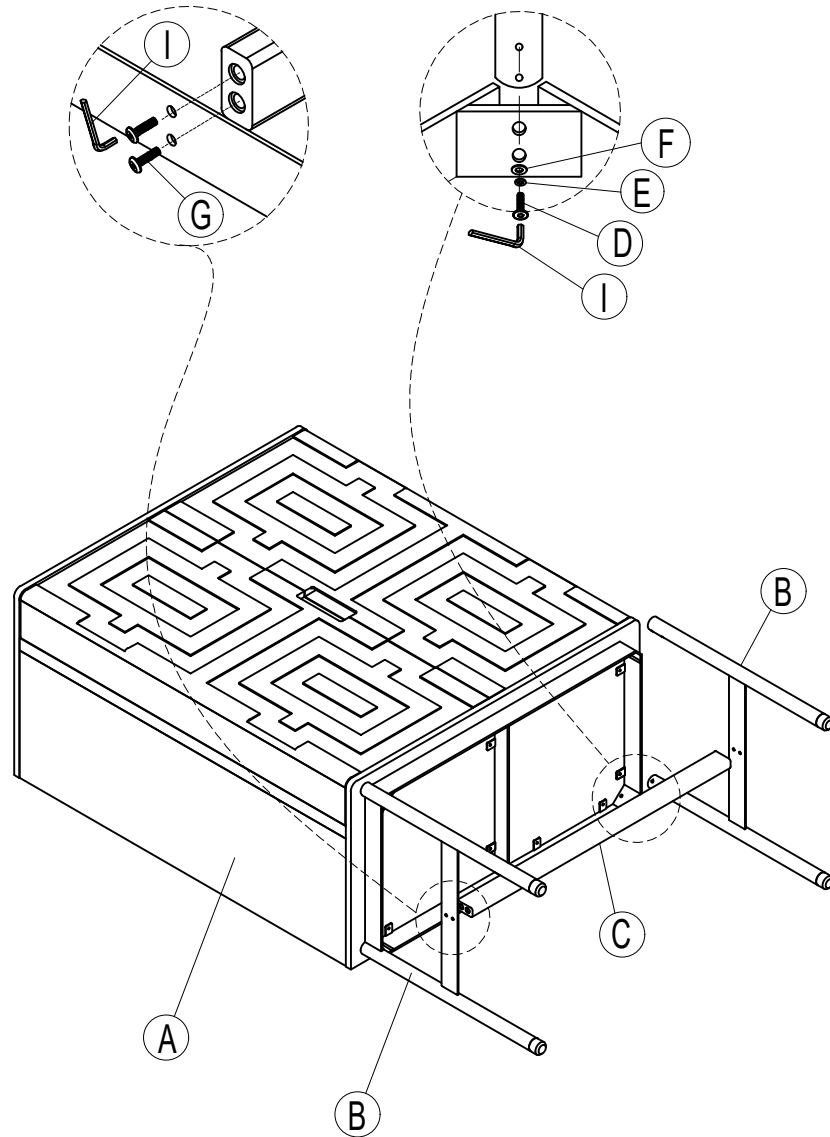
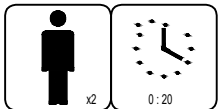
1






A	269550-A		X1
B	269550-B		X2
C	269550-C		X1
D	269550-D		X8
E	269550-E		X8
F	269550-F		X8
G	269550-G		X4
H	269550-H		X2
I	269550-I		X1

FUMED EUCALYPTUS + BLACK MINI BAR CABINET

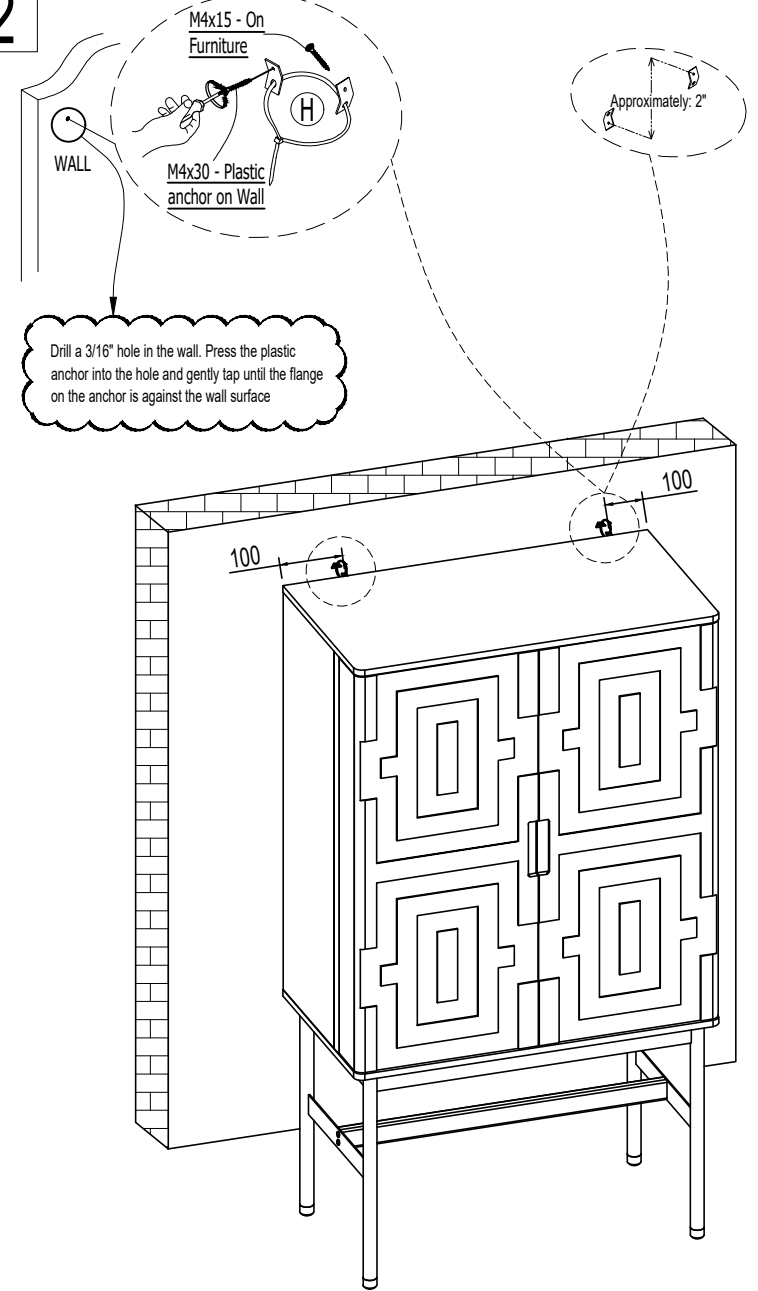


269550



- M6x30  
  
x8
- ø6  
  
x8
- ø6x13  
  
x8
- M6x20  
  
x4
- Key M4  
  
x1

2



Drill a 3/16" hole in the wall. Press the plastic anchor into the hole and gently tap until the flange on the anchor is against the wall surface

- Plastic anchor  
  
x2
- M4x15  
  
x2
- M4x30  
  
x2
- Patch  
  
x4
- Plastic rope  
  
x2
- Not Included  
  
x1