
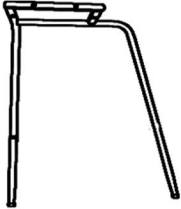
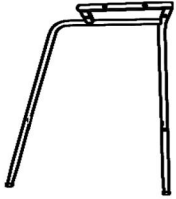






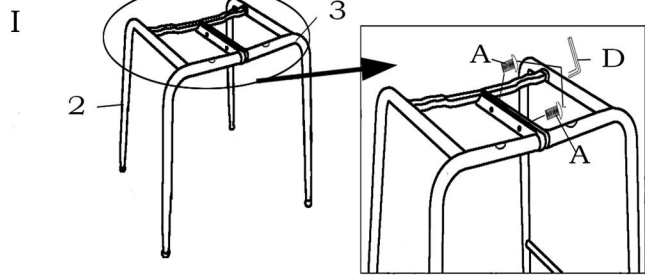
ITEM NAME/ NOM D'ITEM: TONY CHAIR

ITEM#/NO. ITEM: 101766/101767/101768/101769/101770


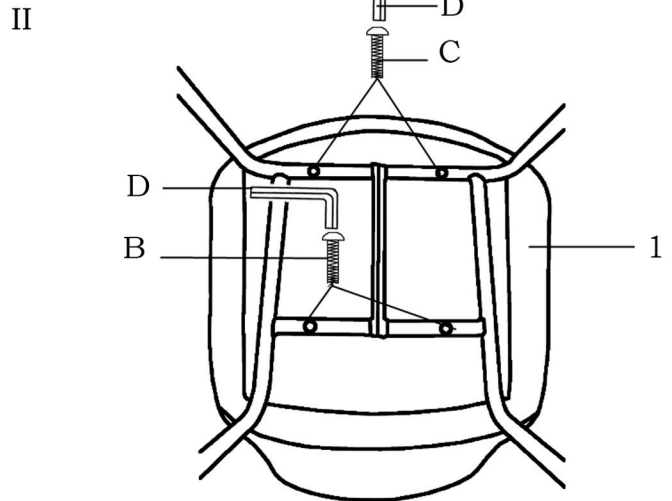
PART LIST / LISTE DES PIÈCES

(1)	(2)	(3)	(4)
 <p>x1</p>	 <p>x1</p>	 <p>x1</p>	<p>A.  M8x 14mm x2</p> <p>B.  M6x22mm x2</p> <p>C.  M6x30mm x2</p> <p>D.  5mm x1</p>

ASSEMBLY INSTRUCTIONS / INSTRUCTIONS D'ASSEMBLAGE



To install the chair, please tighten the screws in 80% first, after installing all the screws, make sure the chair is balanced and re-tighten the screws in 100%.



For missing parts or damaged parts, please call

USA : 1-866-798-6663

Canada : 514-382-6661