


ASSEMBLY INSTRUCTIONS



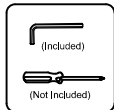
LIVING SPACES

A	HEADBOARD		X1
B	FOOTBOARD		X1
C	HB LEG L&R		X2
D	SIDE RAIL		X2
E	BED SLAT		X4
F	BED SLAT SUPPORT		X4
G	JCBC BOLT		X6 M6 x 30mm
H	SPRING WASHER		X6 1/4"
I	FLAT WASHER		X6 1/4" ID x 13mm
J	ALLEN KEY		X1 M4 x 65mm
K	ALLEN KEY		X1 M5 x 65mm
L	FLAT HEAD CHIPBOARD SCREW		X8 M4 x 32mm

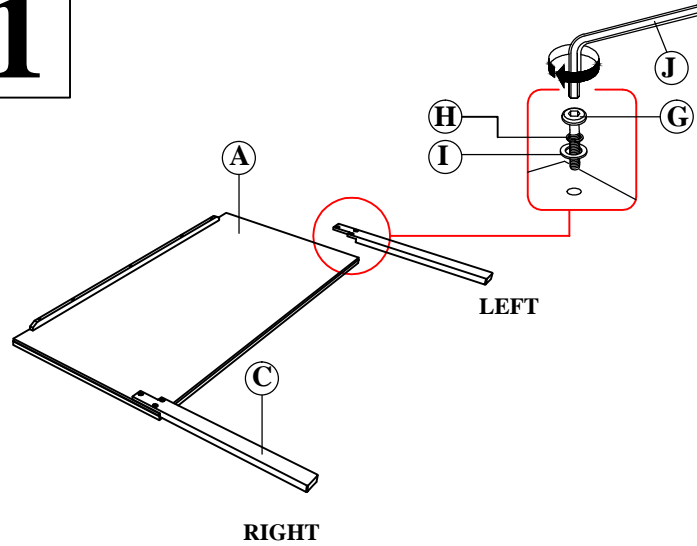
FULL BED



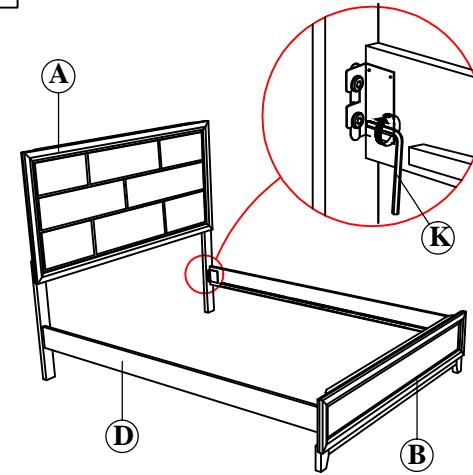
B4620/B4630-F-HBFB/B4620-FT-RAIL
FULL BED



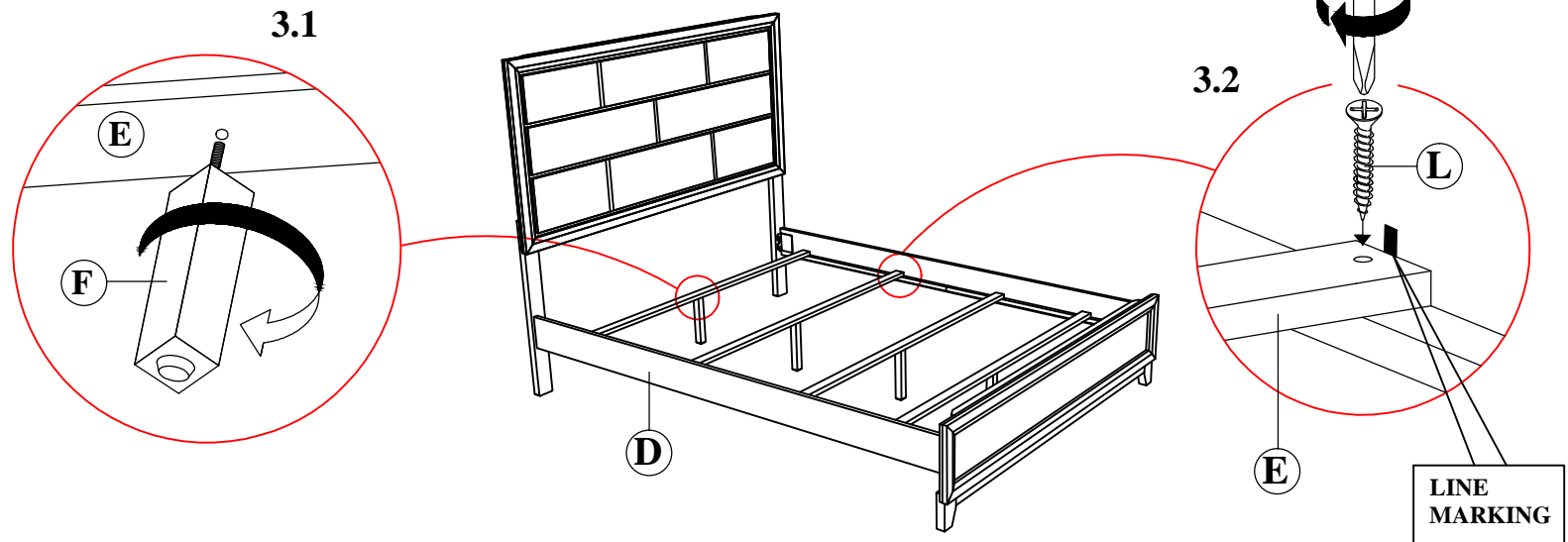
1



2



3



LINE MARKING