

Assembly Instruction

Parts List:










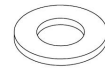


REF.	PART NAME	PART IMAGE	Q' TY	REF.	PART NAME	PART IMAGE	Q' TY
A	Back		1	G	Bolt(1/4"*15MM)		4
B	Base		1	H	Bolt(1/4"*20MM)		1
C	Triangle brace		1	I	Bolt(1/4"*25MM)		2
D	Washer		1	J	Lock Washer(1/4")		6
E	Bolt(1/4"*60MM)		2	K	Washer(1/4")		10
F	Bolt(1/4"*45MM)		1	L	Allen Wrench		1

Diagram:

