




ASSEMBLY INSTRUCTIONS

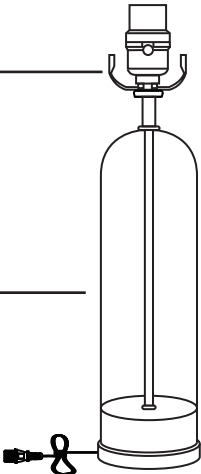
CGE-001,CGE-002,CGE-003

Finial (D) ————— 

Shade (C) ————— 

Harp (B) ————— 

Saddle ————— 

Lamp Base (A) ————— 

(1) Carefully remove all parts from box and remove all plastic covering from lamp parts.

(2) Place the lamp Base (A) on the table.

(3) Attach the Harp (B) on the Saddle.

(4) Place the Shade (C) on the Harp (B) and tighten it with the Finial (D).

CAUTION: TO REDUCE RISK OF FIRE. USE **MAX** 3-WAY 100 WATT TYPE A  LAMP OR USE **MAXIMUM** 23 WATT SELF-BALLASTED  LAMP OR LAMP ADAPTER. 120V 60Hz AC ONLY MADE IN CHINA E144825 T001

ATTENTION: AFIN DE RÉDUIRE LE RISQUE D'INCENDIE UTILISER UNE **MAX** AMPOULE TYPE A  DE 3-WAY 100 WATTS OU UTILISER UNE **MAXIMUM** 23 WATTS AUTOBALLASTÉE  LAMPE OU LAMPE ADAPTATEUR. 120V 60Hz C.A. SEULEMENT FABRIQUÉ EN CHINE E144825 T001

CAUTION: IMPORTANT SAFETY INSTRUCTIONS

This portable lamp has a polarized plug (one blade is wider than the other) as a safety feature to reduce the risk of electric shock. This plug will fit in a polarized outlet only one way. If the plug does not fit fully in the outlet, reverse the plug. If it still does not fit, contact a qualified electrician. Never use with an extension cord unless the plug can be fully inserted. Do not alter the plug.

NOTE: The drawing of the lamp body is for reference only.

Made in China

Dear Customer,

Congratulations on your purchase of this quality lamp. It has been produced under the highest quality standards. Please read carefully the following precautions before using this lamp:

- When unpacking and assembling, be careful not to pull wire with full strength, as an incorrect connection could result.
- Only use the bulb and wattage specified in this instructions or on the label located on the socket.
- Do not attempt to replace bulb while the lamp is plugged into an electrical outlet.
- Do not use outdoors, or near water or other liquids.
- Unplug from outlet before removal of any parts and cleaning.
- Only use soft cloth for cleaning. Do not use any chemical or abrasive cleaners.
- Remove the cellophane cover from shade before use.
- During shipment, the socket cover may have become loose, Before inserting bulb, check to see that the socket cover is in place.