


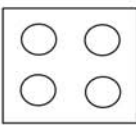







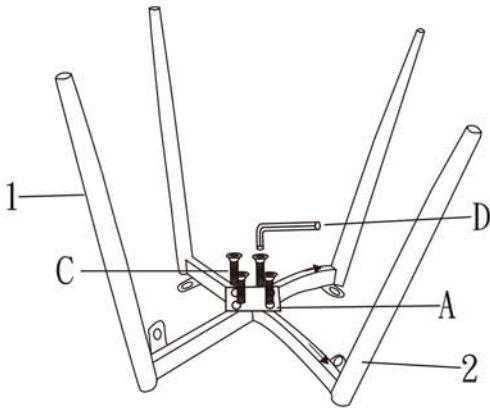
ITEM NAME/NOM D'ITEM: DOLCE DINING CHAIR
ITEM #/NO. ITEM: 101552/101553/101554

PARTS LIST/LISTE DES PIÈCES

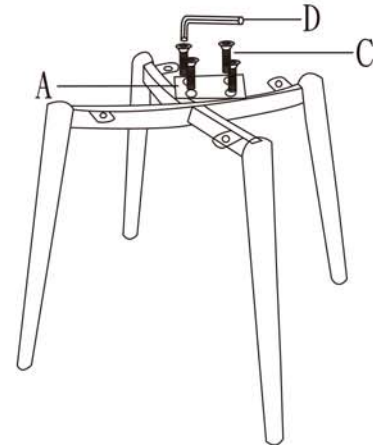
(1)	(2)	(3)
 x1	 x1	 x1
(4)		
A.  50mm x2	B.  Ø6mm x4	C.  M6 x 16mm x8
D.  4mm x1	E.  5mm x1	F.  M6 x 20mm x4

ASSEMBLY INSTRUCTIONS/INSTRUCTIONS D'ASSEMBLAGE

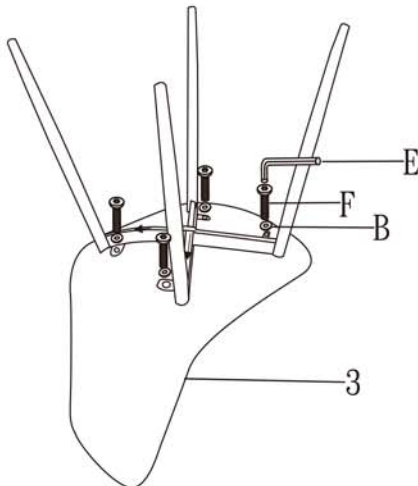
I.



II.



III.



IV.

