


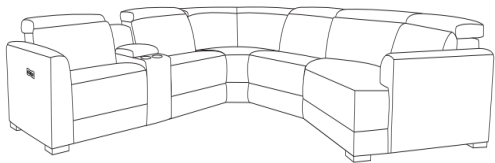





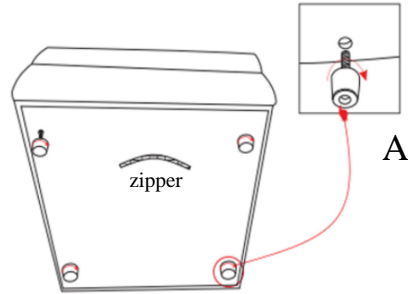
A	KM.568H-A armless chair legs	 x4
B	KM.568H-B corner legs	 x5
C	KM.568H-C console legs	 x4

262303

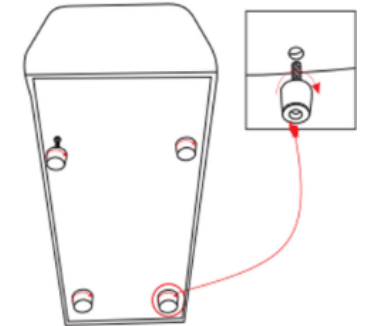
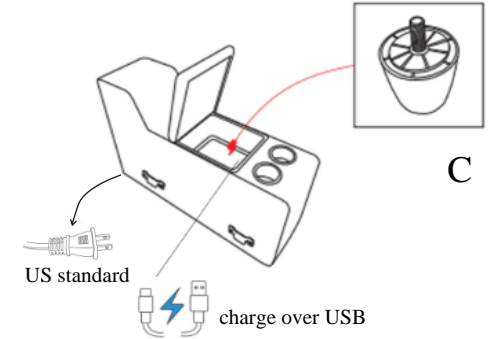
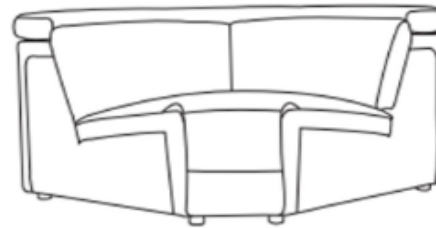
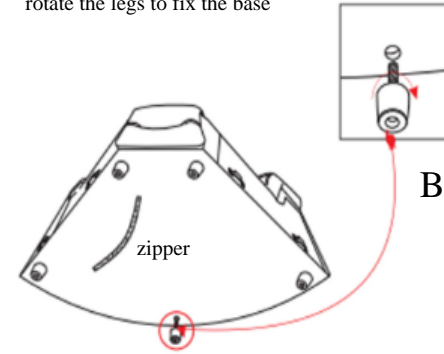
KIT-CHANEL GREY 6 PIECE 156"
SECTIONAL WITH RIGHT ARM
FACING CUDDLER CHAISE



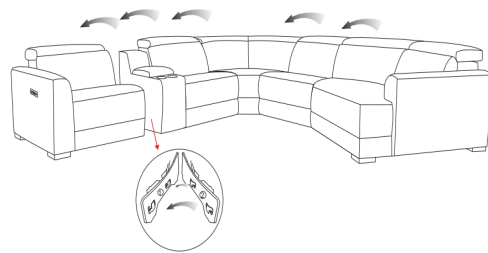
find the legs inside zipper,
rotate the legs to fix the base



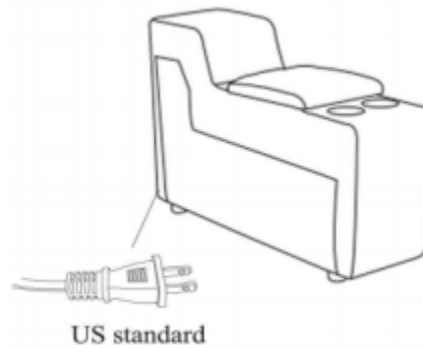
find the legs inside zipper,
rotate the legs to fix the base



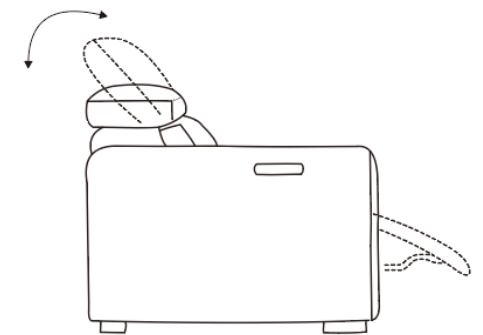
1 lock brackets to fix sofa sectional



2

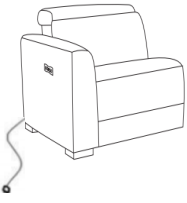

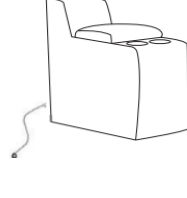


3 same function for power armless chair and power recliner





Living Spaces Information	
LS SKU:	262303
LS Product Name:	KIT-CHANEL GREY 6 PCS 156" SECTIONAL WITH RIGHT ARM FACING CUDDLER CHAISE
Vendor Model #:	KM.568H-SECTIONAL
Vendor Collection:	POWER SECTIONAL

CODE	PART #	DESCRIPTION	PIC	QUANTITY	NOTES
1	power cord in US standard	POWER LAF CHAIR		1	1 cord x 81" / 6.75 feet
2	power cord in US standard	POWER ARMLESS CHAIR		1	1 cord x 81" / 6.75 feet
3	power cord in US standard	ONE PLUG FOR USB		1	1 cord x 118.11" / 9.84 feet