

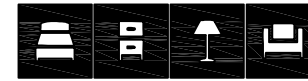


LIVING SPACES

MARCO MATTRESS WOODEN SUPPORTS
INSTRUCTION SHEET



SLIDE RAIL HOOK ON THE END OF RAILS
INTO HEADBOARD AND FOOTBOARD



LIVING SPACES

MARCO MATTRESS WOODEN SUPPORTS
INSTRUCTION SHEET



SLIDE RAIL HOOK ON THE END OF RAILS
INTO HEADBOARD AND FOOTBOARD

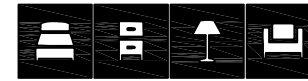


LIVING SPACES

MARCO MATTRESS WOODEN SUPPORTS
INSTRUCTION SHEET



SLIDE RAIL HOOK ON THE END OF RAILS
INTO HEADBOARD AND FOOTBOARD



LIVING SPACES

MARCO MATTRESS WOODEN SUPPORTS
INSTRUCTION SHEET

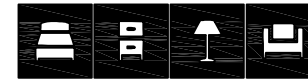
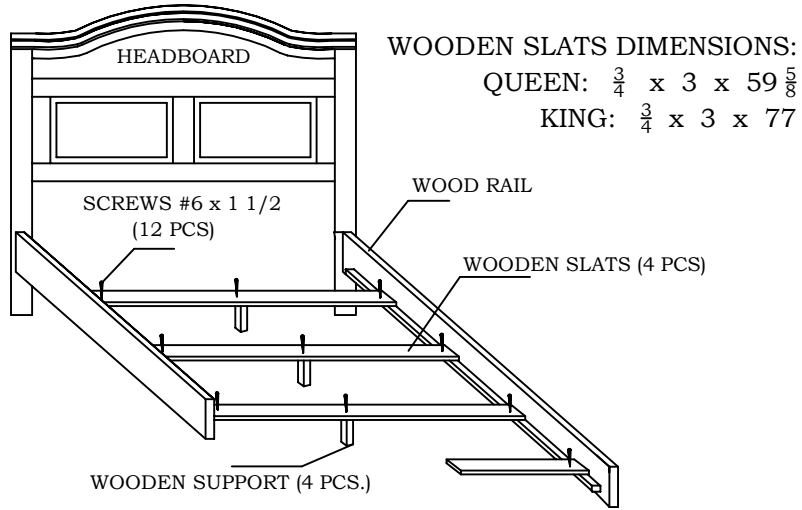


SLIDE RAIL HOOK ON THE END OF RAILS
INTO HEADBOARD AND FOOTBOARD



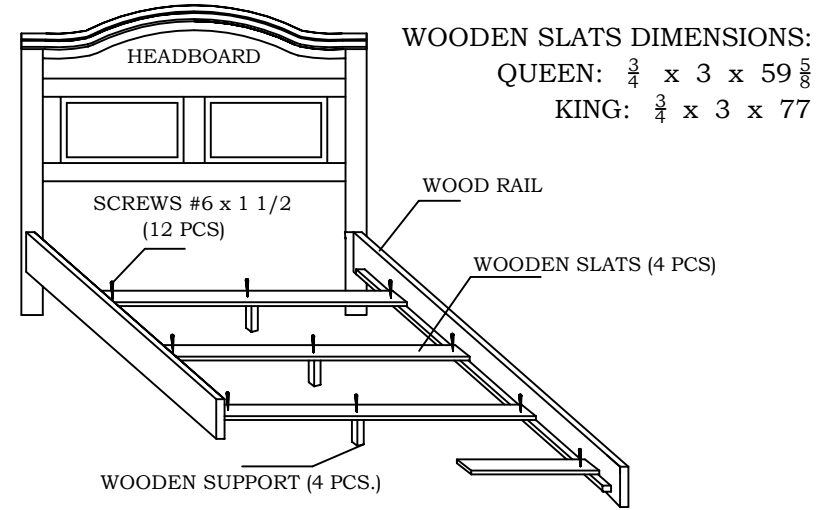
LIVING SPACES

MARCO MATTRESS WOODEN SUPPORTS INSTRUCTION SHEET



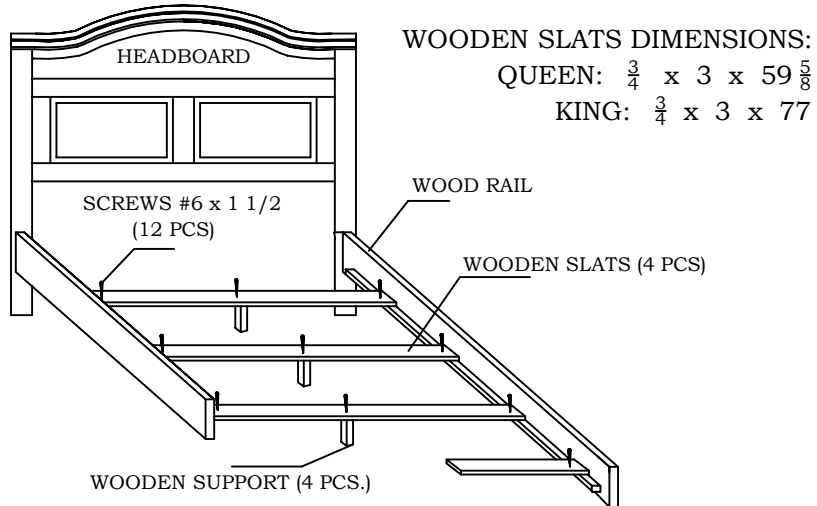
LIVING SPACES

MARCO MATTRESS WOODEN SUPPORTS INSTRUCTION SHEET



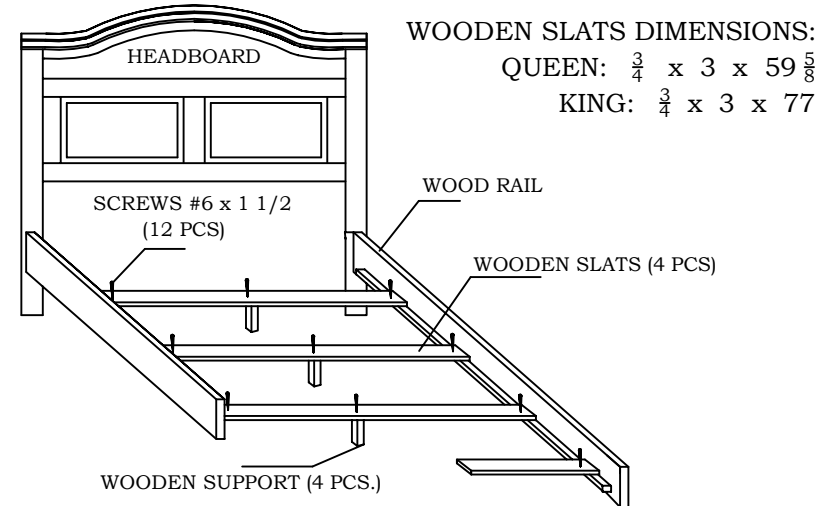
LIVING SPACES

MARCO MATTRESS WOODEN SUPPORTS INSTRUCTION SHEET



LIVING SPACES

MARCO MATTRESS WOODEN SUPPORTS INSTRUCTION SHEET



Cal King Conversion Rail Explanation

- Cal King Beds use a Cal King Conversion Rail.
- This means you order a Regular King Headboard and Regular King Footboard and a Cal King Rail.
- A Cal King mattress is 4" narrower and 4" longer than a Regular King mattress.
- The Cal King Conversion Rails are 4" longer than a Regular King rail to make up the 4" difference in length.
- The Cal King Conversion Rail has a cap rail on top that takes up 2" on each side to make up the difference of 4" in width from a Regular King to a Cal King mattress.
- See pictures below.



- Rail length of Cal King Conversion Rail.



- Distance between cap rails on Cal King Conversion Rails.



- Showing detail sizes of Cal King Cap on Bed Rail.

