




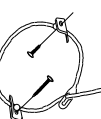
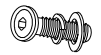




ASSEMBLY INSTRUCTIONS

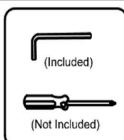


| | | | |
|----------|---|---|-----------|
| A | CHEST |  | X1 |
| B | LEFT FRONT LEG (Packed inside drawer) |  | X1 |
| C | RIGHT FRONT LEG (Packed inside drawer) |  | X1 |
| D | LEFT BACK LEG (Packed inside drawer) |  | X1 |
| E | RIGHT BACK LEG (Packed inside drawer) |  | X1 |
| F | TIPPING RESTRAINT (Affix to wall behind Chest) *Located at the back panel |  | X1 |
| G | JCBC BOLT WITH SPRING WASHER AND FLAT WASHER M6 x 40mm |  | X8 |
| H | ALLEN KEY M4 |  | X1 |

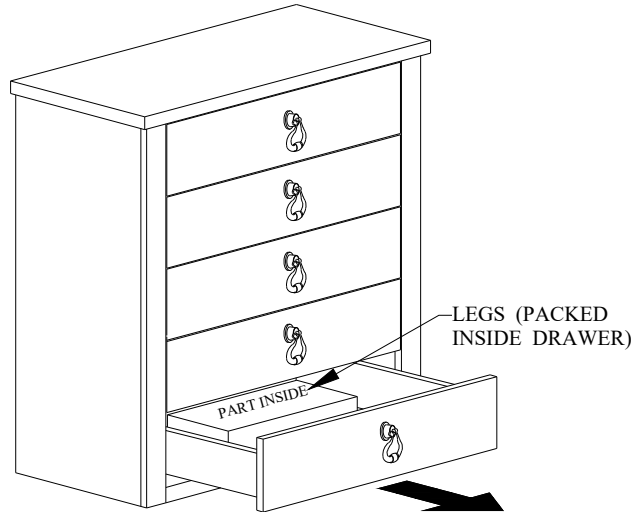
CHEST



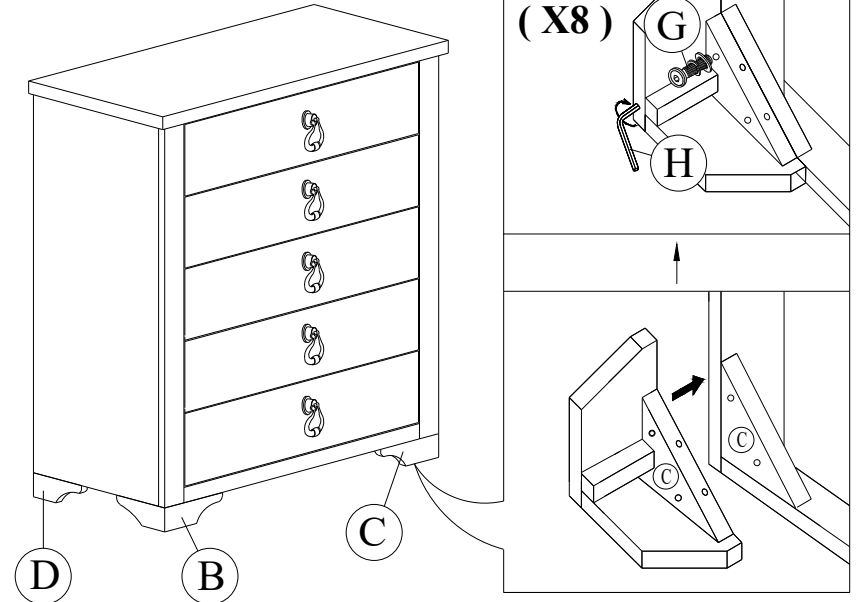
B3050-4 - CHEST



1



2



3

