

# ASSEMBLY INSTRUCTIONS




ITEM NO : B3150-2  
RIVER NIGHTSTAND

## BOX OF NIGHTSTAND

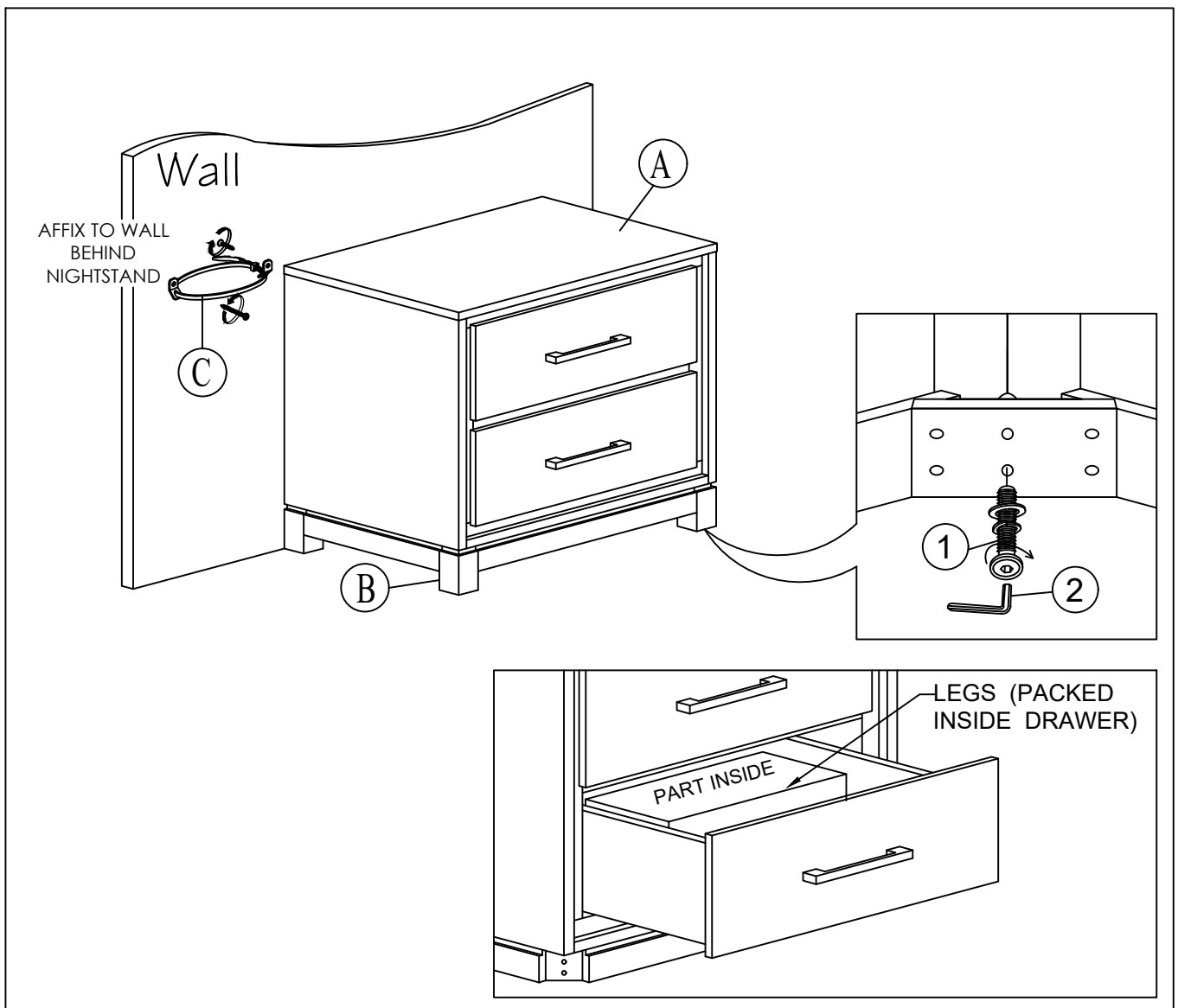

ITEM	DRAWING	DESCRIPTION	QTY
A		NIGHT STAND	1
B		LEG (Packed inside drawer)	4
C		TIPPING RESTRAINT (Affix to wall behind Night stand) * Located at the back panel	1

## BOX OF NIGHTSTAND HARDWARE LIST

ITEM	DRAWING	DESCRIPTION	QTY
1		JCBC BOLT WITH SPRING WASHER AND FLAT WASHER (M6 x 60mm)	8
2		ALLEN KEY (M4)	1



**COMPLETED NIGHT STAND ASSEMBLY**



**THE HARDWARE IS LOCATED IN THE PACKING ITEMS**  
**THE ANTI TIPPING HARDWARE IS LOCATED IN THE NIGHTSTAND 1ST DRAWER**

NOTE : MUST TIGHTEN SCREWS PERIODICALLY. WITH USE SCREWS MAY BECOME LOOSE.  
CHECK TIGHTNESS OF ALL SCREWS EVERY 6-8 WEEKS.

## CLEANING INSTRUCTION

After assembled, clean & polish the completed parts if necessary with soft cloth and industrial recognized furniture polish

**MADE IN MALAYSIA**