

# LIVING SPACES








## OWNER'S MANUAL

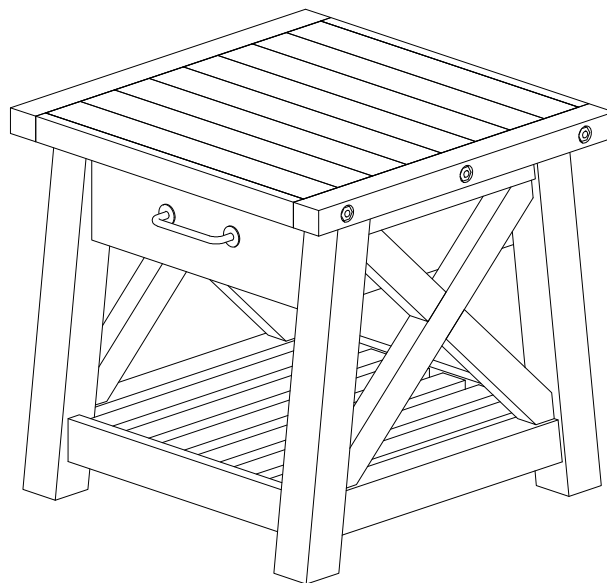
JAXON GREY END TABLE  
 LIVING SPACES SKU : 218098  
 VENDOR ITEM NO. : 8IU622







Scan QR code to view assembly video

### ASSEMBLY PARTS LIST

SKU #	IMAGE	DESCRIPTION	QUANTITY	HARDWARE KIT PACKED IN BOX			
				SKU #	IMAGE	DESCRIPTION	QUANTITY
218098-1		TOP	1	8IZZ22HW-1		ALLEN BOLT (8X50MM)	6
8IU622LG		LEG	2	8IZZ22HW-2		LOCK WASHER (M9)	6
218098-2		SHELF	1	8IZZ22HW-3		FLAT WASHER (M9)	6
FULLY ASSEMBLED				8IZZ22HW-4		ALLEN KEY	1



### PRE-ASSEMBLED PARTS LIST

SKU #	IMAGE	DESCRIPTION	SKU #	IMAGE	DESCRIPTION
8IZZ22DG		DRAWER GLIDE SET	7YZZCPHLS		HANDLE
7YZZCPBTS		DECORATIVE NUT & BOLT	8IZZ21FC		FOOT CAP

# LIVING SPACES

## OWNER'S MANUAL

JAXON GREY END TABLE  
LIVING SPACES SKU : 218098  
VENDOR ITEM NO. : 8IU622



Scan QR code to view assembly video

### ASSEMBLY INSTRUCTIONS



**1**

8IU622LG

8IZZ22HW-1  
8IZZ22HW-2  
8IZZ22HW-3

218098-1

x2

DO NOT FULLY TIGHTEN BOLTS.

**2**

8IZZ22HW-3  
8IZZ22HW-1  
8IZZ22HW-2  
8IZZ22HW-4

218098-2

x4

FULLY TIGHTEN ALL BOLTS FROM THIS AND THE PREVIOUS STEP.

**3**

ASSEMBLY COMPLETE

**4**

# LIVING SPACES

## OWNER'S MANUAL

JAXON GREY END TABLE  
LIVING SPACES SKU : 218098  
VENDOR ITEM NO. : 8IU622



Scan QR code to view assembly video

### WARNING:



- Maximum distributed load capacity: 135 lbs.
- Sitting, standing or jumping on this product may result in damage or injury.

### ROUTINE MAINTENANCE:

Periodically check all fittings and tighten if necessary, as they can loosen over time.

### CARE AND CLEANING: SOLID WOOD FURNITURE

Congratulations on purchasing this handcrafted solid wood furniture product. Please keep in mind that wood is sensitive to changes in humidity. As the weather changes so does the relative humidity in your home and the moisture content of your solid wood furniture. We have taken every precaution to stabilize the lumber used to build this product. Still, you may observe plank movement or small cracks as the seasons change, particularly during the first 6-12 months of ownership. This is normal for solid wood furniture and will not affect the performance or longevity of this product.

Dust frequently with a clean, damp, lint-free cloth. Frequent dusting will remove abrasive build-up which can damage a finish over time. Avoid using oily polishes or waxes. Avoid exposing your furniture to strong sunlight. Prolonged exposure to direct sunlight can fade the finish of your furniture. Do not expose your furniture to any liquids. Never allow water to sit on your furniture. Do not place hot items on top of surface, always use a mat or other protector. Alcohol, nail polish and perfume are also dangerous, as they can dissolve the furniture finish on contact and may require professional repairs