















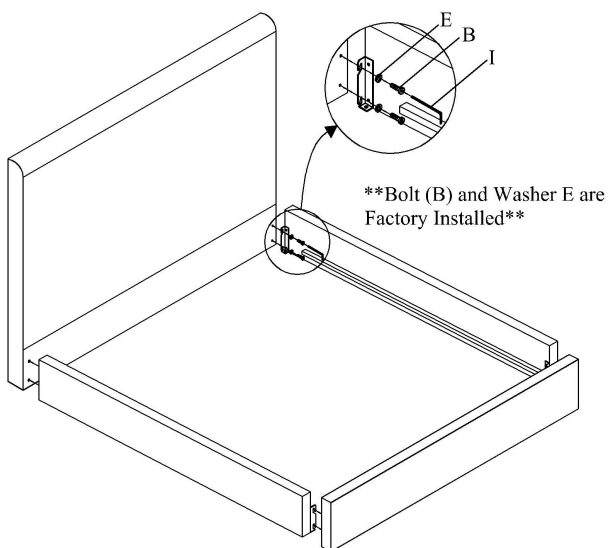
LIVING SPACES

Dean C/E King Assembly Instructions

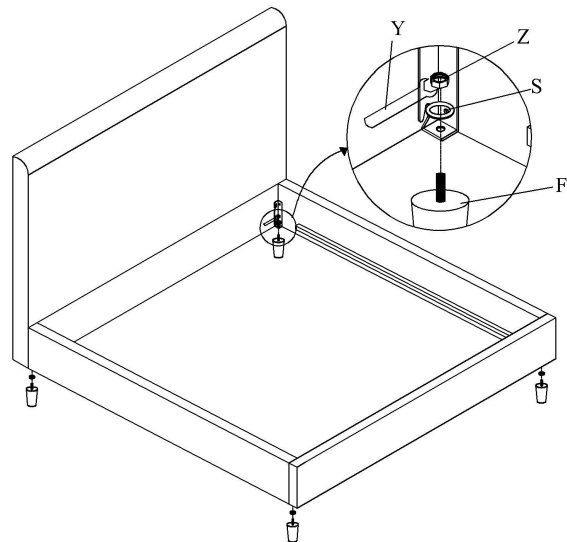
Hardware Diagram includes factory installed bolts and washers for side rails attachment.

A	B	D	E	F	G	I	J	S	T	Y	Z
											
φ6*15MM	φ8*30MM	φ6MM	φ8MM	φ12CM		φ8MM		φ10MM	φ6*20MM		φ10MM
8PCS	0PCS	16PCS	0PCS	4PCS	4PCS	1PC	8PCS	4PCS	8PCS	1PC	4PCS

②



③



Step#1

Retrieve bed feet and center support legs from zipper behind the headboard.

Step#2

Attach side rails to headboard and footboard using Bolt (B), Washer (E) and Wrench (I).

Step#3

Attach bed feet (F) to the headboard and footboard, then tighten/secure Nut (Z) with Wrench (Y) until snug.

CONGRATULATIONS ON YOUR NEW BED PURCHASE













~Warning:do not move bed after final assembly as it may result in damages to floor and/or bed.~



LIVING SPACES

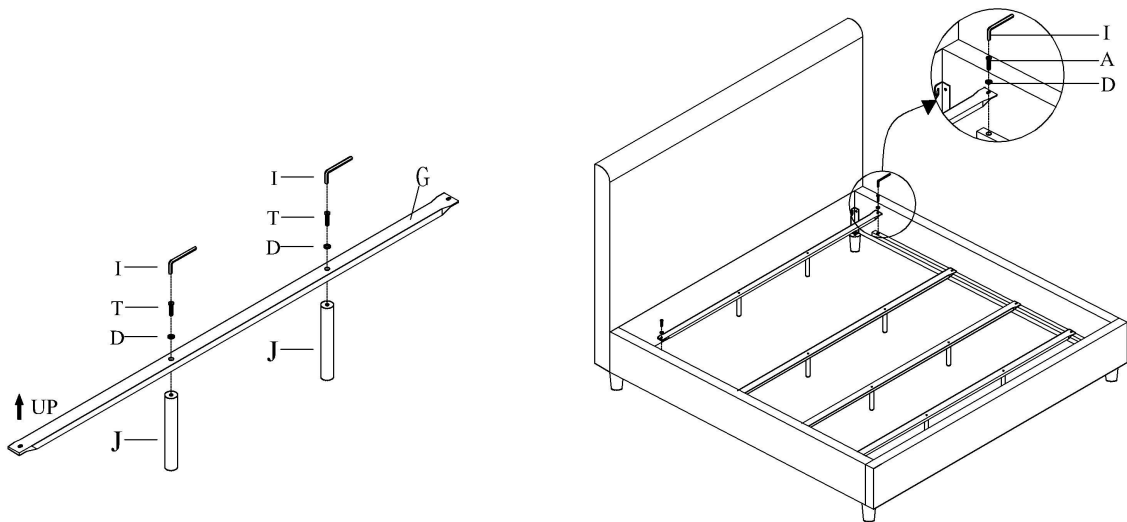
Dean C/E King Assembly Instructions

Hardware Diagram includes factory installed bolts and washers for side rails attachment.

A	B	D	E	F	G	I	J	S	T	Y	Z
											
φ6*15MM	φ8*30MM	φ6MM	φ8MM	φ12CM		φ8MM		φ10MM	φ6*20MM		φ10MM
8PCS	0PCS	16PCS	0PCS	4PCS	4PCS	1PC	8PCS	4PCS	8PCS	1PC	4PCS

⑤

⑥



Step#4

Move/place bed into final position in bedroom.

Step#5

Attach steel center support legs (J) to the Metal slat (G) using Wrench (I), Bolt (T) and Washer (D).

Step#6

Attach steel slat support system to full length steel side rail support cleats (flat side facing up).

Verify the metal slats are inserted properly into support cleats and center support legs are perpendicular to the floor for full support.

CONGRATULATIONS ON YOUR NEW BED PURCHASE

~Warning:do not move bed after final assembly as it may result in damages to floor and/or bed.~